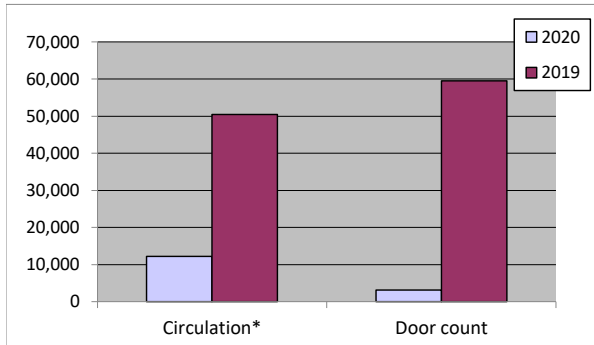


Rochester Public Library - Branch Library Statistics -DECEMBER 2020 compared to DECEMBER 2019

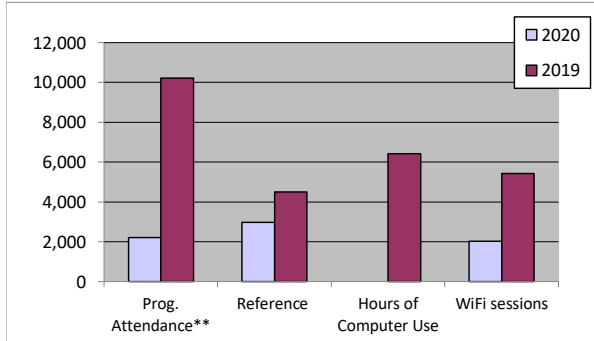


Total - All Branches	2020	2019	Gain/Loss	Percent
Service hours	1,025	1,592	-567	-36%
Circulation*	12,203	50,479	-38,276	-76%
Door count	3,066	59,448	-56,382	-95%
Programs**	88	727	-639	-88%
Prog. Attendance**	2,204	10,221	-8,017	-78%
Reference	2,977	4,499	-1,522	-34%
Hours of Computer Use	0	6,419	-6,419	-100%
WiFi sessions	2,030	5,428	-3,398	-63%
Library card registrations	91	279	-188	-67%

*Circulation includes renewals and in-house use of materials.

DOUGLASS	2020	2019	Gain/Loss	Percent
Service hours	103	161	-58	-36%
Circulation	1,672	5,889	-4,217	-72%
Door count	0	5,321	-5,321	-100%
Programs	20	77	-57	-74%
Prog. Attendance	208	729	-521	-71%
Reference	351	378	-27	-7%
Hours of Computer Use	0	398	-398	-100%
WiFi sessions	66	329	-263	-80%
Library card registrations	12	7	5	71%

Non-reference transactions: 317

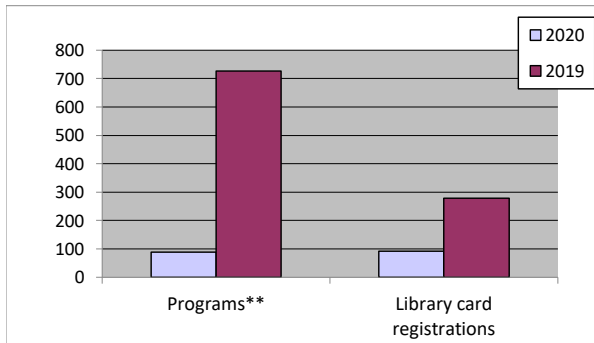


ARNETT	2020	2019	Gain/Loss	Percent
Service hours	103	174	-71	-41%
Circulation	1,053	4,252	-3,199	-75%
Door count	0	8,029	-8,029	-100%
Programs	15	133	-118	-89%
Prog. Attendance	337	1,369	-1,032	-75%
Reference	761	1,849	-1,088	-59%
Hours of Computer Use	0	1,200	-1,200	-100%
WiFi sessions	172	740	-568	-77%
Library card registrations	32	31	1	3%

Non-reference transactions: 419

LINCOLN	2020	2019	Gain/Loss	Percent
Service hours	98	159	-61	-38%
Circulation	406	4,822	-4,416	-92%
Door count	3,066	6,101	-3,035	-50%
Programs	21	56	-35	-63%
Prog. Attendance	1,006	1,060	-54	-5%
Reference	176	138	38	28%
Hours of Computer Use	0	910	-910	-100%
WiFi sessions	441	840	-399	-48%
Library card registrations	3	23	-20	-87%

Non-reference transactions: 581



CHARLOTTE	2020	2019	Gain/Loss	Percent
Service hours	103	158	-55	-35%
Circulation	1,189	6,079	-4,890	-80%
Door count	0	3,956	-3,956	-100%
Programs	2	69	-67	-97%
Prog. Attendance	12	548	-536	-98%
Reference	520	705	-185	-26%
Hours of Computer Use	0	251	-251	-100%
WiFi sessions	71	188	-117	-62%
Library card registrations	2	8	-6	-75%

Documents notarized: 0

Non-reference transactions: 65

TOY LIBRARY	2020	2019	Gain/Loss	Percent
Circulation	17	1,147	-1,130	-99%
Door Count	0	676	-676	-100%
Programs	0	10	-10	-100%
Prog. Attendance	0	107	-107	-100%

**Total of Programs and Program Attendance includes online programs, uses of the Safe to Be Smart program at Arnett, Lincoln, Maplewood, Sully and Wheatley Branches, and uses of the Literacy Aide program at all branches except Monroe and

LYELL	2020	2019	Gain/Loss	Percent
Service hours	103	144	-41	-28%
Circulation	657	3,184	-2,527	-79%
Door count	0	4,812	-4,812	-100%
Programs	8	64	-56	-88%
Program attendance	163	662	-499	-75%
Reference questions	79	142	-63	-44%
Hours of Computer Use	0	585	-585	-100%
WiFi sessions	214	550	-336	-61%
Library card registrations	3	21	-18	-86%

Non-reference transactions: 147

MAPLEWOOD	2020	2019	Gain/Loss	Percent
Service hours	103	158	-55	-35%
Circulation	874	2,595	-1,721	-66%
Door count	0	8,096	-8,096	-100%
Programs	1	103	-102	-99%
Program attendance	25	906	-881	-97%
Reference questions	29	133	-104	-78%
Hours of Computer Use	0	771	-771	-100%
WiFi sessions	435	733	-298	-41%
Library card registrations	2	25	-23	-92%

Non-reference transactions: 83

MONROE	2020	2019	Gain/Loss	Percent
Service hours	103	160	-57	-36%
Circulation	1,771	5,695	-3,924	-69%
Door count	0	3,928	-3,928	-100%
Programs	3	39	-36	-92%
Program attendance	74	489	-415	-85%
Reference questions	297	354	-57	-16%
Hours of Computer Use	0	365	-365	-100%
WiFi sessions	71	242	-171	-71%
Library card registrations	25	97	-72	-74%

Documents notarized: 0
Non-reference transactions: 166

SULLY	2020	2019	Gain/Loss	Percent
Service hours	103	158	-55	-35%
Circulation	590	3,652	-3,062	-84%
Door count	0	7,058	-7,058	-100%
Programs	5	78	-73	-94%
Program attendance	160	2,975	-2,815	-95%
Reference questions	176	262	-86	-33%
Hours of Computer Use	0	698	-698	-100%
WiFi sessions	75	679	-604	-89%
Library card registrations	2	32	-30	-94%

Documents notarized: 1
Non-reference transactions: 126

WHEATLEY	2020	2019	Gain/Loss	Percent
Service hours	103	159	-56	-35%
Circulation	541	3,380	-2,839	-84%
Door count	0	5,256	-5,256	-100%
Programs	11	96	-85	-89%
Program attendance	177	1,273	-1,096	-86%
Reference questions	179	19	160	842%
Hours of Computer Use	0	663	-663	-100%
WiFi sessions	139	484	-345	-71%
Library card registrations	0	13	-13	-100%

Non-reference transactions: 192

WINTON	2020	2019	Gain/Loss	Percent
Service hours	103	161	-58	-36%
Circulation	3,450	10,931	-7,481	-68%
Door count	0	6,891	-6,891	-100%
Programs	2	12	-10	-83%
Program attendance	42	210	-168	-80%
Reference questions	409	519	-110	-21%
Hours of Computer Use	0	578	-578	-100%
WiFi sessions	346	643	-297	-46%
Library card registrations	10	22	-12	-55%

Documents notarized: 7
Non-reference transactions: 55