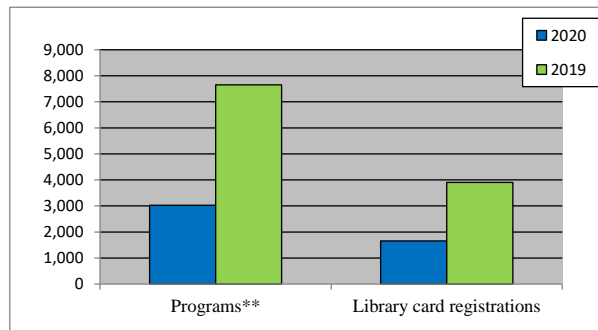
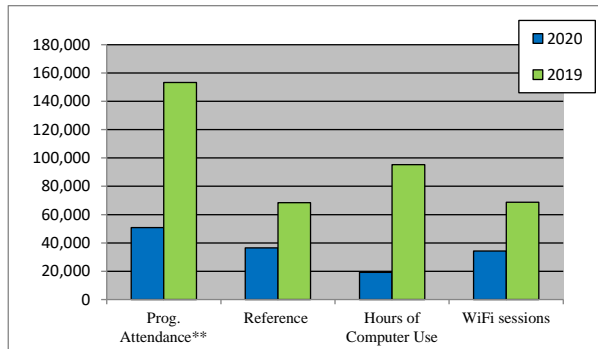
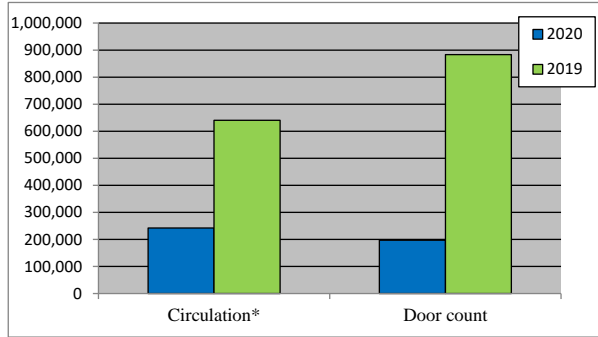


Rochester Public Library - Branch Library Statistics - Year to Date
 January through December 2020 compared to January through December 2019



Total - All Branches	2020	2019	Gain/Loss	Percent
Service hours	9,084.0	19,965.0	-10,881.0	-55%
Circulation*	242,160	640,803	-398,643	-62%
Door count	196,962	883,432	-686,470	-78%
Programs**	3,031	7,650	-4,619	-60%
Prog. Attendance**	50,868	153,388	-102,520	-67%
Reference	36,475	68,483	-32,008	-47%
Hours of Computer Use	19,150	95,217	-76,067	-80%
WiFi sessions	34,315	68,723	-34,408	-50%
Library card registrations	1,657	3,901	-2,244	-58%

*Circulation includes renewals and in-house use of materials.

ARNETT	2020	2019	Gain/Loss	Percent
Service hours	959.0	2,196.0	-1,237	-56%
Circulation	24,288	55,623	-31,335	-56%
Door count	25,792	99,853	-74,061	-74%
Programs	601	1,104	-503	-46%
Prog. Attendance	7,823	21,804	-13,981	-64%
Reference	11,164	24,343	-13,179	-54%
Hours of Computer Use	3,567	17,949	-14,382	-80%
WiFi sessions	3,977	9,106	-5,129	-56%
Library card registrations	399	571	-172	-30%

CHARLOTTE	2020	2019	Gain/Loss	Percent
Service hours	902.0	1,995.5	-1,094	-55%
Circulation	25,697	84,092	-58,395	-69%
Door count	9,240	61,463	-52,223	-85%
Programs	158	681	-523	-77%
Prog. Attendance	1,721	6,661	-4,940	-74%
Reference	4,213	7,137	-2,924	-41%
Hours of Computer Use	713	4,002	-3,289	-82%
WiFi sessions	1,150	2,575	-1,425	-55%
Library card registrations	66	268	-202	-75%

DOUGLASS	2020	2019	Gain/Loss	Percent
Service hours	973.0	1,996.0	-1,023	-51%
Circulation	26,448	66,409	-39,961	-60%
Door count	14,016	75,006	-60,990	-81%
Programs	423	892	-469	-53%
Prog. Attendance	6,765	11,461	-4,696	-41%
Reference	2,560	4,889	-2,329	-48%
Hours of Computer Use	1,142	5,355	-4,213	-79%
WiFi sessions	1,446	3,726	-2,280	-61%
Library card registrations	79	201	-122	-61%

LINCOLN	2020	2019	Gain/Loss	Percent
Service hours	895.0	1,981.0	-1,086	-55%
Circulation	23,717	59,252	-35,535	-60%
Door count	30,496	95,130	-64,634	-68%
Programs	344	672	-328	-49%
Prog. Attendance	9,544	16,192	-6,648	-41%
Reference	3,167	4,554	-1,387	-30%
Hours of Computer Use	2,990	11,567	-8,577	-74%
WiFi sessions	5,662	10,196	-4,534	-44%
Library card registrations	157	506	-349	-69%

TOY LIBRARY	2020	2019	Gain/Loss	Percent
Circulation	4,334	16,543	-12,209	-74%
Door Count	1,499	8,052	-6,553	-81%
Programs	29	235	-206	-88%
Prog. Attendance	280	1,679	-1,399	-83%

**Total of Programs and Program Attendance includes uses of the Safe to Be Smart program at Arnett, Lincoln, Maplewood, Sully and Wheatley branches and uses of the Literacy Aide program at all branches except Monroe and Winton.

January through December 2020 compared to January through December 2019

LYELL	2020	2019	Gain/Loss	Percent
Service hours	854.0	1,814.0	-960	-53%
Circulation	13,490	40,355	-26,865	-67%
Door count	8,980	66,496	-57,516	-86%
Programs	257	702	-445	-63%
Program attendance	2,559	6,840	-4,281	-63%
Reference questions	1,709	2,821	-1,112	-39%
Hours of Computer Use	1,593	8,407	-6,814	-81%
WiFi sessions	3,884	7,113	-3,229	-45%
Library card registrations	70	305	-235	-77%

MAPLEWOOD	2020	2019	Gain/Loss	Percent
Service hours	908.0	1,998.5	-1,091	-55%
Circulation	15,458	39,730	-24,272	-61%
Door count	27,602	151,507	-123,905	-82%
Programs	358	1,378	-1,020	-74%
Program attendance	3,962	27,325	-23,363	-86%
Reference questions	446	1,085	-639	-59%
Hours of Computer Use	3,177	13,962	-10,785	-77%
WiFi sessions	6,659	9,801	-3,142	-32%
Library card registrations	131	333	-202	-61%

MONROE	2020	2019	Gain/Loss	Percent
Service hours	904.0	2,000.0	-1,096	-55%
Circulation	26,550	77,477	-50,927	-66%
Door count	8,583	54,817	-46,234	-84%
Programs	131	342	-211	-62%
Program attendance	4,244	3,086	1,158	38%
Reference questions	2,306	5,471	-3,165	-58%
Hours of Computer Use	974	5,900	-4,926	-83%
WiFi sessions	1,335	2,831	-1,496	-53%
Library card registrations	322	505	-183	-36%

SULLY	2020	2019	Gain/Loss	Percent
Service hours	908.0	1,992.0	-1,084	-54%
Circulation	14,973	58,114	-43,141	-74%
Door count	23,010	111,595	-88,585	-79%
Programs	236	892	-656	-74%
Program attendance	8,556	39,771	-31,215	-78%
Reference questions	2,134	6,867	-4,733	-69%
Hours of Computer Use	1,447	10,275	-8,828	-86%
WiFi sessions	2,970	8,509	-5,539	-65%
Library card registrations	88	446	-358	-80%

WHEATLEY	2020	2019	Gain/Loss	Percent
Service hours	883.0	1,997.0	-1,114	-56%
Circulation	12,865	40,612	-27,747	-68%
Door count	13,674	78,473	-64,799	-83%
Programs	469	789	-320	-41%
Program attendance	4,699	17,465	-12,766	-73%
Reference questions	3,636	4,206	-570	-14%
Hours of Computer Use	1,663	10,306	-8,643	-84%
WiFi sessions	3,081	7,236	-4,155	-57%
Library card registrations	59	278	-219	-79%

WINTON	2020	2019	Gain/Loss	Percent
Service hours	898.0	1,995.0	-1,097	-55%
Circulation	58,674	119,139	-60,465	-51%
Door count	35,569	89,092	-53,523	-60%
Programs	54	198	-144	-73%
Program attendance	995	2,783	-1,788	-64%
Reference questions	5,140	7,110	-1,970	-28%
Hours of Computer Use	1,884	7,494	-5,610	-75%
WiFi sessions	4,151	7,630	-3,479	-46%
Library card registrations	286	488	-202	-41%