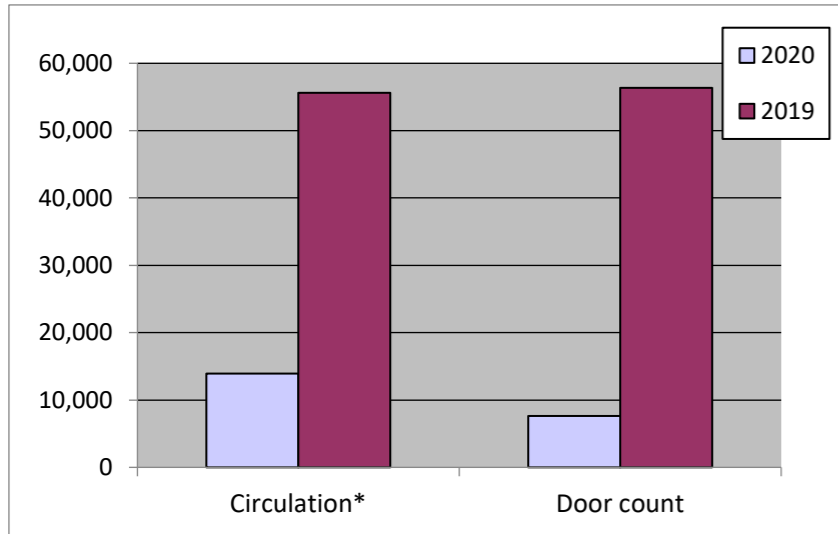


Rochester Public Library - Branch Library Statistics -FEBRUARY 2021

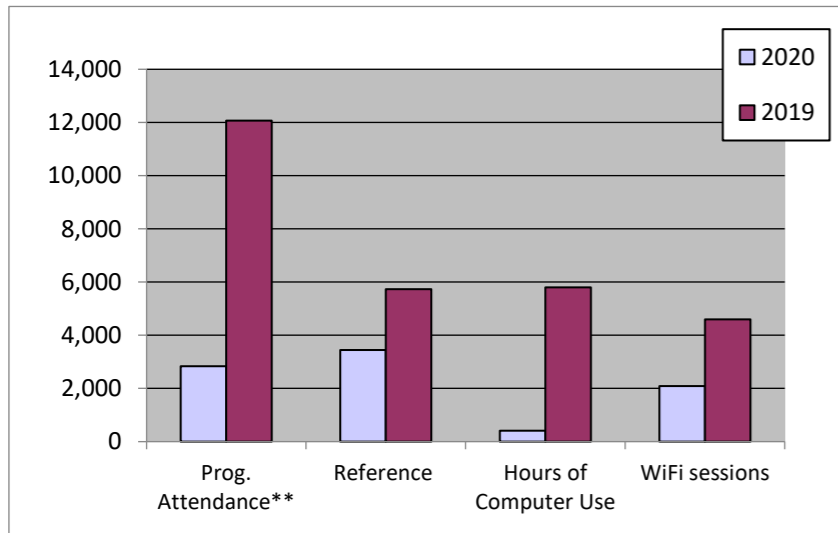


Total - All Branches	2021	2020	Gain/Loss	Percent
Service hours	1,090	1,603	-513	-32%
Circulation*	13,923	55,640	-41,717	-75%
Curbside appts.	1,728			
Door count	7,603	56,350	-48,747	-87%
Programs**	131	2,244	-2,113	-94%
Prog. Attendance**	2,830	12,075	-9,245	-77%
Reference	3,442	5,728	-2,286	-40%
Hours of Computer Use	415	5,793	-5,378	-93%
WiFi sessions	2,088	4,592	-2,504	-55%
Library card registrations	129	274	-145	-53%

*Circulation includes renewals and in-house use of materials.

DOUGLASS	2021	2020	Gain/Loss	Percent
Service hours	110	160	-50	-31%
Circulation	1,667	6,192	-4,525	-73%
Curbside appts.	224			
Door count	0	5,063	-5,063	-100%
Programs	17	80	-63	-79%
Prog. Attendance	214	870	-656	-75%
Reference	334	291	43	15%
Hours of Computer Use	0	449	-449	-100%
WiFi sessions	71	278	-207	-74%
Library card registrations	1	13	-12	-92%

Non-reference transactions: 66

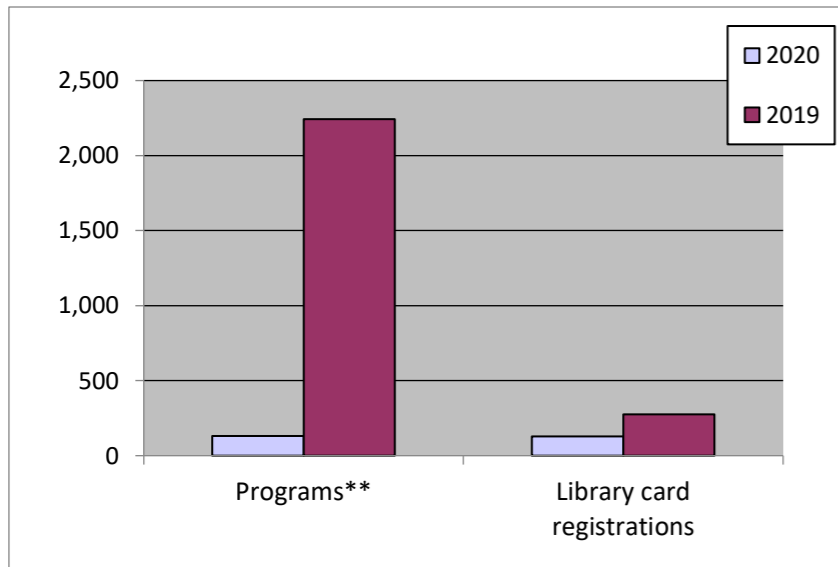


ARNETT	2021	2020	Gain/Loss	Percent
Service hours	115	177	-62	-35%
Circulation	1,755	4,891	-3,136	-64%
Curbside appts.	25			
Door count	1,971	6,133	1,800	1053%
Programs	17	171	-1,555	-99%
Prog. Attendance	893	1,572	-1,345	-60%
Reference	869	2,238	-189	-18%
Hours of Computer Use	165	1,058	-539	-77%
WiFi sessions	218	704	170	354%
Library card registrations	32	48	-626	-95%

Non-reference transactions: 658

LINCOLN	2021	2020	Gain/Loss	Percent
Service hours	110	160	-50	-31%
Circulation	611	5,847	-5,236	-90%
Curbside appts.	289			
Door count	1,176	7,404	-6,228	-84%
Programs	32	53	-21	-40%
Prog. Attendance	975	1,140	-165	-14%
Reference	500	378	122	32%
Hours of Computer Use	48	937	-889	-95%
WiFi sessions	420	724	-304	-42%
Library card registrations	15	37	-22	-59%

Non-reference transactions: 380



CHARLOTTE	2021	2020	Gain/Loss	Percent
Service hours	110	161	-51	-32%
Circulation	1,621	6,115	-4,494	-73%
Curbside appts.	126			
Door count	775	4,428	-3,653	-82%
Programs	2	60	-58	-97%
Prog. Attendance	12	570	-558	-98%
Reference	543	690	-147	-21%
Hours of Computer Use	10	279	-269	-96%
WiFi sessions	82	209	-127	-61%
Library card registrations	7	13	-6	-46%

Documents notarized: 4

TOY LIBRARY	2021	2020	Gain/Loss	Percent
Circulation	0	1,848	-1,848	-100%
Door Count	0	804	-804	-100%
Programs	22	12	10	83%
Prog. Attendance	757	158	599	379%

**Total of Programs and Program Attendance includes online programs, uses of the Safe to Be Smart program at Arnett, Lincoln, Maplewood, Sully and Wheatley Branches, and uses of the Literacy Aide program at all branches except Monroe and Winton.

<u>LYELL</u>	<u>2021</u>	<u>2020</u>	<u>Gain/Loss</u>	<u>Percent</u>
Service hours	110	144	-34	-24%
Circulation	648	4,285	-3,637	-85%
Curbside appts.	40			
Door count	878	4,367	-3,489	-80%
Programs	22	74	-52	-70%
Program attendance	176	734	-558	-76%
Reference questions	138	654	-516	-79%
Hours of Computer Use	38	641	-603	-94%
WiFi sessions	204	587	-383	-65%
Library card registrations	8	21	-13	-62%

Non-reference transactions: 234

<u>MAPLEWOOD</u>	<u>2021</u>	<u>2020</u>	<u>Gain/Loss</u>	<u>Percent</u>
Service hours	110	161	-51	-32%
Circulation	1,118	3,283	-2,165	-66%
Curbside appts.	94			
Door count	1,270	9,668	-8,398	-87%
Programs	10	108	-98	-91%
Program attendance	57	1,316	-1,259	-96%
Reference questions	79	68	11	16%
Hours of Computer Use	94	934	-840	-90%
WiFi sessions	457	781	-324	-41%
Library card registrations	6	28	-22	-79%

Non-reference transactions: 181

<u>MONROE</u>	<u>2021</u>	<u>2020</u>	<u>Gain/Loss</u>	<u>Percent</u>
Service hours	110	160	-50	-31%
Circulation	1,747	6,249	-4,502	-72%
Curbside appts.	248			
Door count	0	3,896	-3,896	-100%
Programs	4	29	-25	-86%
Program attendance	77	272	-195	-72%
Reference questions	236	425	-189	-44%
Hours of Computer Use	0	370	-370	-100%
WiFi sessions	69	256	-187	-73%
Library card registrations	23	40	-17	-43%

Documents notarized: 0

Non-reference transactions: 57

<u>SULLY</u>	<u>2021</u>	<u>2020</u>	<u>Gain/Loss</u>	<u>Percent</u>
Service hours	100	160	-60	-38%
Circulation	842	3,977	-3,135	-79%
Curbside appts.	66			
Door count	473	8,846	-8,373	-95%
Programs	9	68	-59	-87%
Program attendance	126	3,070	-2,944	-96%
Reference questions	142	522	-380	-73%
Hours of Computer Use	8	377	-369	-98%
WiFi sessions	93	632	-539	-85%
Library card registrations	9	18	-9	-50%

Documents notarized: 0

Non-reference transactions: 153

<u>WHEATLEY</u>	<u>2021</u>	<u>2020</u>	<u>Gain/Loss</u>	<u>Percent</u>
Service hours	110	161	-51	-32%
Circulation	689	3,127	-2,438	-78%
Curbside appts.	112			
Door count	320	5,799	-5,479	-94%
Programs	14	185	-171	-92%
Program attendance	186	1,522	-1,336	-88%
Reference questions	212	944	-732	-78%
Hours of Computer Use	31	638	-607	-95%
WiFi sessions	131	557	-426	-76%
Library card registrations	6	18	-12	-67%

Non-reference transactions: 280

<u>WINTON</u>	<u>2021</u>	<u>2020</u>	<u>Gain/Loss</u>	<u>Percent</u>
Service hours	105	159	-54	-34%
Circulation	3,225	11,674	-8,449	-72%
Curbside appts.	504			
Door count	740	6,708	-5,968	-89%
Programs	4	15	-11	-73%
Program attendance	114	343	-229	-67%
Reference questions	389	698	-309	-44%
Hours of Computer Use	21	464	-443	-95%
WiFi sessions	343	520	-177	-34%
Library card registrations	22	38	-16	-42%

Documents notarized: 1

Non-reference transactions: 133