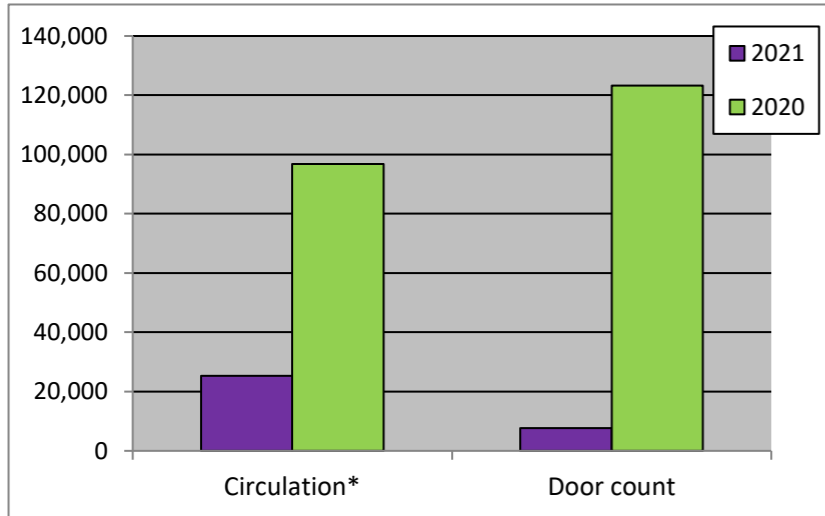


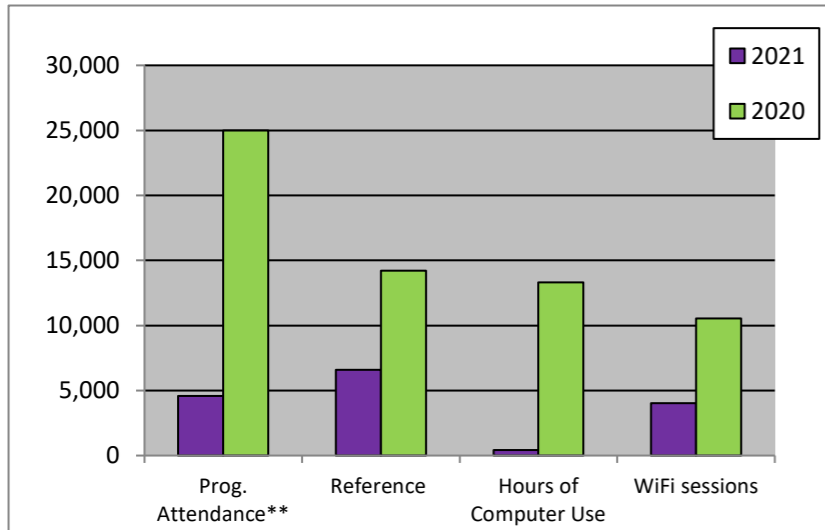
Rochester Public Library - Branch Library Statistics
YTD - February 2021



Total - All Branches	2021	2020	Gain/Loss	Percent
Service hours	2,031.0	3,258.0	-1,227	-38%
Circulation*	25,267	96,818	-71,551	-74%
Door count	7,603	123,276	-115,673	-94%
Programs**	264	1,964	-1,700	-87%
Prog. Attendance**	4,583	25,002	-20,419	-82%
Reference	6,582	14,198	-7,616	-54%
Hours of Computer Use	415	13,329	-12,914	-97%
WiFi sessions	4,044	10,532	-6,488	-62%
Library card registrations	248	533	-285	-53%

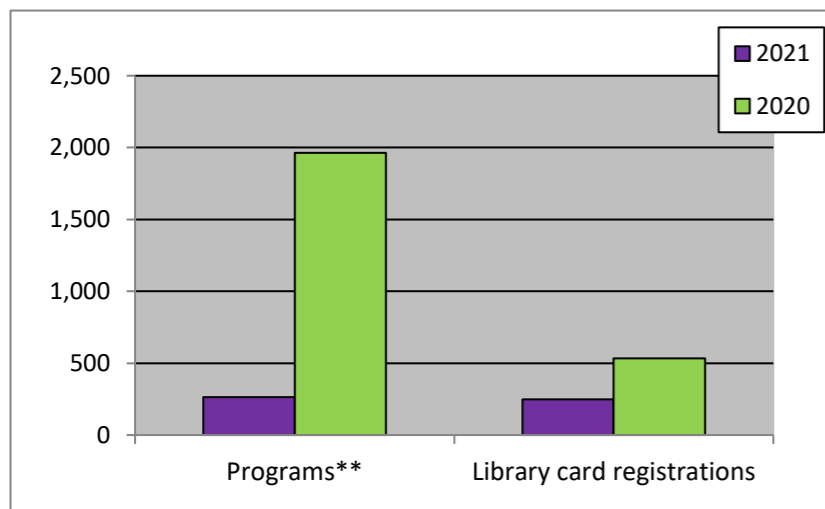
DOUGLASS	2021	2020	Gain/Loss	Percent
Service hours	205.0	326.0	-121	-37%
Circulation	3,199	12,975	-9,776	-75%
Door count	0	11,180	-11,180	-100%
Programs	36	155	-119	-77%
Prog. Attendance	476	1,669	-1,193	-71%
Reference	564	753	-189	-25%
Hours of Computer Use	0	935	-935	-100%
WiFi sessions	152	559	-407	-73%
Library card registrations	6	27	-21	-78%

*Circulation includes renewals and in-house use of materials.



ARNETT	2021	2020	Gain/Loss	Percent
Service hours	206.0	358.0	-152	-42%
Circulation	2,889	10,148	-7,259	-72%
Door count	1,971	12,367	-10,396	-84%
Programs	34	386	-352	-91%
Prog. Attendance	1,184	3,087	-1,903	-62%
Reference	2,098	4,488	-2,390	-53%
Hours of Computer Use	165	2,294	-2,129	-93%
WiFi sessions	373	1,380	-1,007	-73%
Library card registrations	71	97	-26	-27%

LINCOLN	2021	2020	Gain/Loss	Percent
Service hours	205.0	324.0	-119	-37%
Circulation	1,151	11,856	-10,705	-90%
Door count	1,176	14,093	-12,917	-92%
Programs	63	126	-63	-50%
Prog. Attendance	1,502	2,086	-584	-28%
Reference	790	709	81	11%
Hours of Computer Use	48	1,862	-1,814	-97%
WiFi sessions	821	1,473	-652	-44%
Library card registrations	21	75	-54	-72%



CHARLOTTE	2021	2020	Gain/Loss	Percent
Service hours	205.0	327.0	-122	-37%
Circulation	2,757	12,963	-10,206	-79%
Door count	775	9,240	-8,465	-92%
Programs	23	124	-101	-81%
Prog. Attendance	73	1,316	-1,243	-94%
Reference	1,060	1,349	-289	-21%
Hours of Computer Use	10	589	-579	-98%
WiFi sessions	153	446	-293	-66%
Library card registrations	11	24	-13	-54%

TOY LIBRARY	2021	2020	Gain/Loss	Percent
Circulation	35.0	3,667.0	-3,632	-99%
Door Count	0	1,499	-1,499	-100%
Programs	60	26	34	131%
Prog. Attendance	968	265	703	265%

**Total of Programs and Program Attendance includes uses of the Safe to Be Smart program at Arnett, Lincoln, Maplewood, Sully and Wheatley branches and uses of the Literacy Aide program at all branches except Monroe and Winton.

<u>LYELL</u>	<u>2021</u>	<u>2020</u>	<u>Gain/Loss</u>	<u>Percent</u>
Service hours	205.0	293.0	-88	-30%
Circulation	1,252	7,548	-6,296	-83%
Door count	878	8,980	-8,102	-90%
Programs	38	152	-114	-75%
Prog. Attendance	404	1,371	-967	-71%
Reference	181	963	-782	-81%
Hours of Computer Use	38	1,338	-1,300	-97%
WiFi sessions	428	1,186	-758	-64%
Library card registrations	9	50	-41	-82%

<u>MAPLEWOOD</u>	<u>2021</u>	<u>2020</u>	<u>Gain/Loss</u>	<u>Percent</u>
Service hours	200.0	327.0	-127.0	-39%
Circulation	1,904	6,443	-4,539	-70%
Door count	1,270	19,548	-18,278	-94%
Programs	15	227	-212	-93%
Prog. Attendance	83	2,869	-2,786	-97%
Reference	158	154	4	3%
Hours of Computer Use	94	1,833	-1,739	-95%
WiFi sessions	883	1,531	-648	-42%
Library card registrations	7	53	-46	-87%

<u>MONROE</u>	<u>2021</u>	<u>2020</u>	<u>Gain/Loss</u>	<u>Percent</u>
Service hours	205.0	324.0	-119	-37%
Circulation	3,843	12,842	-8,999	-70%
Door count	0	8,583	-8,583	-100%
Programs	7	61	-54	-89%
Prog. Attendance	127	508	-381	-75%
Reference	371	860	-489	-57%
Hours of Computer Use	0	803	-803	-100%
WiFi sessions	138	491	-353	-72%
Library card registrations	63	78	-15	-19%

<u>SULLY</u>	<u>2021</u>	<u>2020</u>	<u>Gain/Loss</u>	<u>Percent</u>
Service hours	195.0	327.0	-132	-40%
Circulation	1,296	8,471	-7,175	-85%
Door count	473	17,487	-17,014	-97%
Programs	15	139	-124	-89%
Prog. Attendance	222	5,988	-5,766	-96%
Reference	310	920	-610	-66%
Hours of Computer Use	8	1,071	-1,063	-99%
WiFi sessions	160	1,286	-1,126	-88%
Library card registrations	15	53	-38	-72%

<u>WHEATLEY</u>	<u>2021</u>	<u>2020</u>	<u>Gain/Loss</u>	<u>Percent</u>
Service hours	205.0	326.0	-121	-37%
Circulation	1,132	6,786	-5,654	-83%
Door count	320	10,899	-10,579	-97%
Programs	27	297	-270	-91%
Prog. Attendance	345	3,054	-2,709	-89%
Reference	377	2,001	-1,624	-81%
Hours of Computer Use	31	1,302	-1,271	-98%
WiFi sessions	267	1,090	-823	-76%
Library card registrations	10	38	-28	-74%

<u>WINTON</u>	<u>2021</u>	<u>2020</u>	<u>Gain/Loss</u>	<u>Percent</u>
Service hours	200.0	326.0	-126	-39%
Circulation	5,844	6,786	-942	-14%
Door count	740	10,899	-10,159	-93%
Programs	6	297	-291	-98%
Prog. Attendance	167	3,054	-2,887	-95%
Reference	673	2,001	-1,328	-66%
Hours of Computer Use	21	1,302	-1,281	-98%
WiFi sessions	669	1,090	-421	-39%
Library card registrations	35	38	-3	-8%