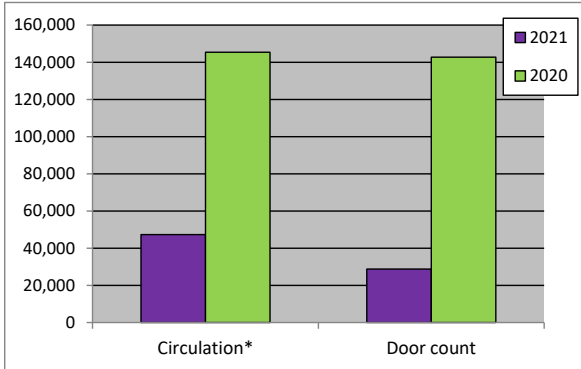


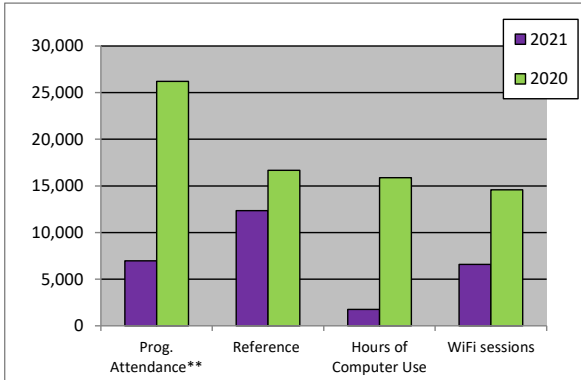
Rochester Public Library - Branch Library Statistics
YTD - March 2021



Total - All Branches	2021	2020	Gain/Loss	Percent
Service hours	3,400.0	3,833.0	-433	-11%
Circulation*	47,295	145,345	-98,050	-67%
Door count	28,790	142,798	-114,008	-80%
Programs**	438	1,991	-1,553	-78%
Prog. Attendance**	6,968	26,218	-19,250	-73%
Reference	12,342	16,677	-4,335	-26%
Hours of Computer Use	1,767	15,881	-14,114	-89%
WiFi sessions	6,595	14,584	-7,989	-55%
Library card registrations	400	803	-403	-50%

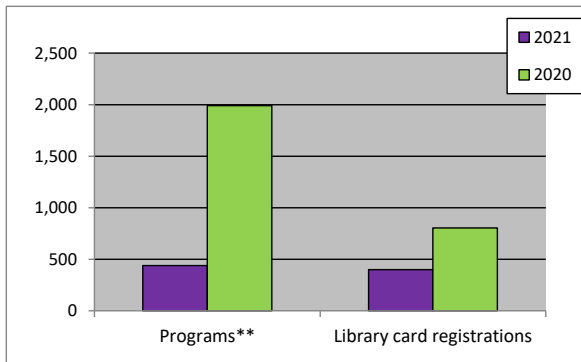
DOUGLASS	2021	2020	Gain/Loss	Percent
Service hours	343.0	412.0	-69	-17%
Circulation	5,455	16,752	-11,297	-67%
Door count	595	14,016	-13,421	-96%
Programs	48	201	-153	-76%
Prog. Attendance	635	2,086	-1,451	-70%
Reference	806	941	-135	-14%
Hours of Computer Use	6	1,142	-1,136	-99%
WiFi sessions	227	762	-535	-70%
Library card registrations	10	35	-25	-71%

*Circulation includes renewals and in-house use of materials.



ARNETT	2021	2020	Gain/Loss	Percent
Service hours	344.0	452.0	-108	-24%
Circulation	5,028	12,858	-7,830	-61%
Door count	4,348	12,367	-8,019	-65%
Programs	55	437	-382	-87%
Prog. Attendance	1,667	3,532	-1,865	-53%
Reference	3,740	5,431	-1,691	-31%
Hours of Computer Use	512	2,759	-2,247	-81%
WiFi sessions	664	1,911	-1,247	-65%
Library card registrations	106	139	-33	-24%

LINCOLN	2021	2020	Gain/Loss	Percent
Service hours	343.0	411.0	-68	-17%
Circulation	2,196	14,304	-12,108	-85%
Door count	4,630	18,144	-13,514	-74%
Programs	98	142	-44	-31%
Prog. Attendance	2,127	2,314	-187	-8%
Reference	2,212	930	1,282	138%
Hours of Computer Use	213	2,222	-2,009	-90%
WiFi sessions	1,294	1,963	-669	-34%
Library card registrations	40	98	-58	-59%



CHARLOTTE	2021	2020	Gain/Loss	Percent
Service hours	332.0	413.0	-81	-20%
Circulation	5,142	17,162	-12,020	-70%
Door count	4,091	9,240	-5,149	-56%
Programs	62	140	-78	-56%
Prog. Attendance	187	1,356	-1,169	-86%
Reference	1,902	1,688	214	13%
Hours of Computer Use	74	713	-639	-90%
WiFi sessions	245	569	-324	-57%
Library card registrations	22	32	-10	-31%

TOY LIBRARY	2021	2020	Gain/Loss	Percent
Circulation	120.0	4,317.0	-4,197	-97%
Door Count	38	1,499	-1,461	-97%
Programs	74	26	48	185%
Prog. Attendance	1,029	265	764	288%

**Total of Programs and Program Attendance includes online programs; uses of the Safe to Be Smart program at Arnett, Lincoln, Maplewood, Sully and Wheatley branches; and uses of the Literacy Aide program at all branches except Monroe and Winton.

<u>LYELL</u>	<u>2021</u>	<u>2020</u>	<u>Gain/Loss</u>	<u>Percent</u>
Service hours	343.0	365.0	-22	-6%
Circulation	2,715	9,772	-7,057	-72%
Door count	2,452	8,980	-6,528	-73%
Programs	57	185	-128	-69%
Prog. Attendance	655	1,554	-899	-58%
Reference	327	1,102	-775	-70%
Hours of Computer Use	150	1,593	-1,443	-91%
WiFi sessions	687	1,659	-972	-59%
Library card registrations	19	50	-31	-62%

<u>MAPLEWOOD</u>	<u>2021</u>	<u>2020</u>	<u>Gain/Loss</u>	<u>Percent</u>
Service hours	338.0	143.0	195.0	136%
Circulation	3,536	8,254	-4,718	-57%
Door count	4,510	19,548	-15,038	-77%
Programs	26	281	-255	-91%
Prog. Attendance	120	3,570	-3,450	-97%
Reference	278	189	89	47%
Hours of Computer Use	413	2,251	-1,838	-82%
WiFi sessions	1,376	2,257	-881	-39%
Library card registrations	19	74	-55	-74%

<u>MONROE</u>	<u>2021</u>	<u>2020</u>	<u>Gain/Loss</u>	<u>Percent</u>
Service hours	343.0	409.0	-66	-16%
Circulation	5,738	17,036	-11,298	-66%
Door count	0	8,583	-8,583	-100%
Programs	10	64	-54	-84%
Prog. Attendance	147	511	-364	-71%
Reference	566	1,067	-501	-47%
Hours of Computer Use	0	974	-974	-100%
WiFi sessions	221	652	-431	-66%
Library card registrations	89	135	-46	-34%

<u>SULLY</u>	<u>2021</u>	<u>2020</u>	<u>Gain/Loss</u>	<u>Percent</u>
Service hours	333.0	413.0	-80	-19%
Circulation	2,886	11,057	-8,171	-74%
Door count	1,825	21,495	-19,670	-92%
Programs	31	169	-138	-82%
Prog. Attendance	535	7,058	-6,523	-92%
Reference	571	1,134	-563	-50%
Hours of Computer Use	94	1,328	-1,234	-93%
WiFi sessions	328	1,754	-1,426	-81%
Library card registrations	20	71	-51	-72%

<u>WHEATLEY</u>	<u>2021</u>	<u>2020</u>	<u>Gain/Loss</u>	<u>Percent</u>
Service hours	343.0	412.0	-69	-17%
Circulation	2,265	8,462	-6,197	-73%
Door count	1,405	13,674	-12,269	-90%
Programs	40	336	-296	-88%
Prog. Attendance	496	3,614	-3,118	-86%
Reference	826	2,328	-1,502	-65%
Hours of Computer Use	155	1,663	-1,508	-91%
WiFi sessions	471	1,593	-1,122	-70%
Library card registrations	13	48	-35	-73%

<u>WINTON</u>	<u>2021</u>	<u>2020</u>	<u>Gain/Loss</u>	<u>Percent</u>
Service hours	338.0	403.0	-65	-16%
Circulation	12,334	29,688	-17,354	-58%
Door count	4,934	16,751	-11,817	-71%
Programs	11	36	-25	-69%
Prog. Attendance	399	623	-224	-36%
Reference	1,114	1,867	-753	-40%
Hours of Computer Use	150	1,236	-1,086	-88%
WiFi sessions	1,082	1,464	-382	-26%
Library card registrations	62	121	-59	-49%