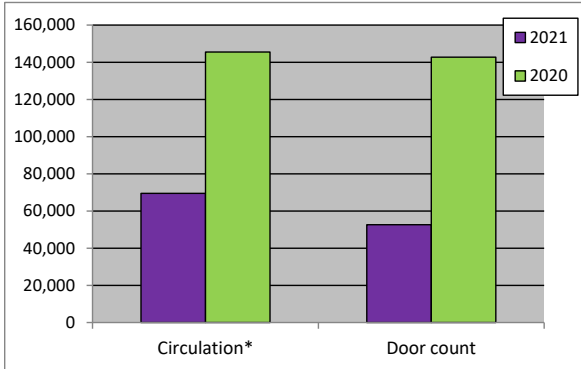


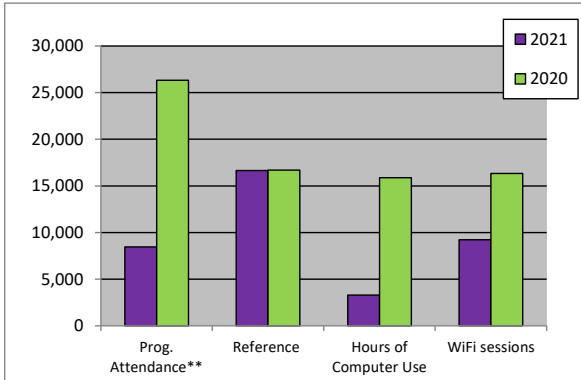
Rochester Public Library - Branch Library Statistics
YTD - April 2021



Total - All Branches	2021	2020	Gain/Loss	Percent
Service hours	4,716.0	4,103.0	613	15%
Circulation*	69,508	145,555	-76,047	-52%
Door count	52,583	142,798	-90,215	-63%
Programs**	627	1,739	-1,112	-64%
Prog. Attendance**	8,457	26,338	-17,881	-68%
Reference	16,647	16,702	-55	0%
Hours of Computer Use	3,291	15,881	-12,590	-79%
WiFi sessions	9,215	16,333	-7,118	-44%
Library card registrations	571	803	-232	-29%

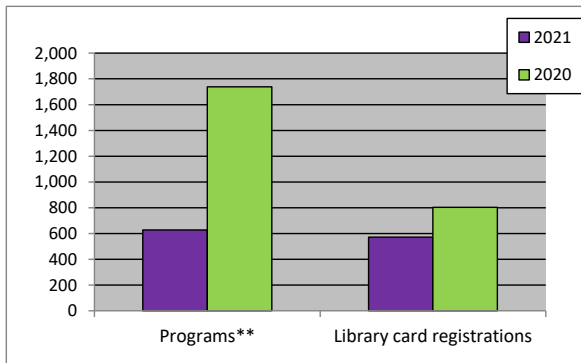
DOUGLASS	2021	2020	Gain/Loss	Percent
Service hours	475.0	412.0	63	15%
Circulation	7,656	16,811	-9,155	-54%
Door count	2,338	14,016	-11,678	-83%
Programs	53	201	-148	-74%
Prog. Attendance	755	2,086	-1,331	-64%
Reference	964	949	15	2%
Hours of Computer Use	27	1,142	-1,115	-98%
WiFi sessions	323	825	-502	-61%
Library card registrations	13	35	-22	-63%

*Circulation includes renewals and in-house use of materials.



ARNETT	2021	2020	Gain/Loss	Percent
Service hours	476.0	452.0	24	5%
Circulation	7,051	12,859	-5,808	-45%
Door count	6,861	12,367	-5,506	-45%
Programs	84	441	-357	-81%
Prog. Attendance	2,039	3,652	-1,613	-44%
Reference	4,977	5,431	-454	-8%
Hours of Computer Use	850	2,759	-1,909	-69%
WiFi sessions	936	2,069	-1,133	-55%
Library card registrations	143	139	4	3%

LINCOLN	2021	2020	Gain/Loss	Percent
Service hours	475.0	411.0	64	16%
Circulation	3,128	14,304	-11,176	-78%
Door count	7,497	18,144	-10,647	-59%
Programs	148	142	6	4%
Prog. Attendance	2,280	2,314	-34	-1%
Reference	2,792	930	1,862	200%
Hours of Computer Use	385	2,222	-1,837	-83%
WiFi sessions	1,753	2,241	-488	-22%
Library card registrations	53	98	-45	-46%



CHARLOTTE	2021	2020	Gain/Loss	Percent
Service hours	447.0	413.0	34	8%
Circulation	7,613	17,162	-9,549	-56%
Door count	7,211	9,240	-2,029	-22%
Programs	69	140	-71	-51%
Prog. Attendance	216	1,356	-1,140	-84%
Reference	2,925	1,691	1,234	73%
Hours of Computer Use	172	713	-541	-76%
WiFi sessions	357	646	-289	-45%
Library card registrations	39	32	7	22%

TOY LIBRARY	2021	2020	Gain/Loss	Percent
Circulation	104.0	4,317.0	-4,213	-98%
Door Count	83	1,499	-1,416	-94%
Programs	84	26	58	223%
Prog. Attendance	1,072	265	807	305%

**Total of Programs and Program Attendance includes uses of the Safe to Be Smart program at Arnett, Lincoln, Maplewood, Sully and Wheatley branches and uses of the Literacy Aide program at all branches except Monroe and Winton.

<u>LYELL</u>	<u>2021</u>	<u>2020</u>	<u>Gain/Loss</u>	<u>Percent</u>
Service hours	475.0	365.0	110	30%
Circulation	3,714	9,805	-6,091	-62%
Door count	6,072	8,980	-2,908	-32%
Programs	98	185	-87	-47%
Prog. Attendance	983	1,554	-571	-37%
Reference	421	1,102	-681	-62%
Hours of Computer Use	188	1,593	-1,405	-88%
WiFi sessions	946	1,906	-960	-50%
Library card registrations	34	50	-16	-32%

<u>MAPLEWOOD</u>	<u>2021</u>	<u>2020</u>	<u>Gain/Loss</u>	<u>Percent</u>
Service hours	486.0	413.0	73.0	18%
Circulation	5,357	8,258	-2,901	-35%
Door count	7,908	19,548	-11,640	-60%
Programs	36	25	11	44%
Prog. Attendance	133	3,570	-3,437	-96%
Reference	332	193	139	72%
Hours of Computer Use	835	2,251	-1,416	-63%
WiFi sessions	1,898	2,677	-779	-29%
Library card registrations	29	74	-45	-61%

<u>MONROE</u>	<u>2021</u>	<u>2020</u>	<u>Gain/Loss</u>	<u>Percent</u>
Service hours	475.0	409.0	66	16%
Circulation	7,890	17,049	-9,159	-54%
Door count	0	8,583	-8,583	-100%
Programs	14	64	-50	-78%
Prog. Attendance	317	511	-194	-38%
Reference	747	1,067	-320	-30%
Hours of Computer Use	0	974	-974	-100%
WiFi sessions	308	706	-398	-56%
Library card registrations	108	135	-27	-20%

<u>SULLY</u>	<u>2021</u>	<u>2020</u>	<u>Gain/Loss</u>	<u>Percent</u>
Service hours	465.0	413.0	52	13%
Circulation	4,462	11,069	-6,607	-60%
Door count	3,170	21,495	-18,325	-85%
Programs	46	169	-123	-73%
Prog. Attendance	738	7,058	-6,320	-90%
Reference	829	1,141	-312	-27%
Hours of Computer Use	194	1,328	-1,134	-85%
WiFi sessions	488	1,880	-1,392	-74%
Library card registrations	30	71	-41	-58%

<u>WHEATLEY</u>	<u>2021</u>	<u>2020</u>	<u>Gain/Loss</u>	<u>Percent</u>
Service hours	475.0	412.0	63	15%
Circulation	3,970	8,540	-4,570	-54%
Door count	2,645	13,674	-11,029	-81%
Programs	64	336	-272	-81%
Prog. Attendance	599	3,614	-3,015	-83%
Reference	1,113	2,329	-1,216	-52%
Hours of Computer Use	325	1,663	-1,338	-80%
WiFi sessions	707	1,696	-989	-58%
Library card registrations	24	48	-24	-50%

<u>WINTON</u>	<u>2021</u>	<u>2020</u>	<u>Gain/Loss</u>	<u>Percent</u>
Service hours	467.0	403.0	64	16%
Circulation	18,667	29,698	-11,031	-37%
Door count	8,881	16,751	-7,870	-47%
Programs	15	36	-21	-58%
Prog. Attendance	397	623	-226	-36%
Reference	1,547	1,869	-322	-17%
Hours of Computer Use	315	1,236	-921	-75%
WiFi sessions	1,499	1,687	-188	-11%
Library card registrations	98	121	-23	-19%