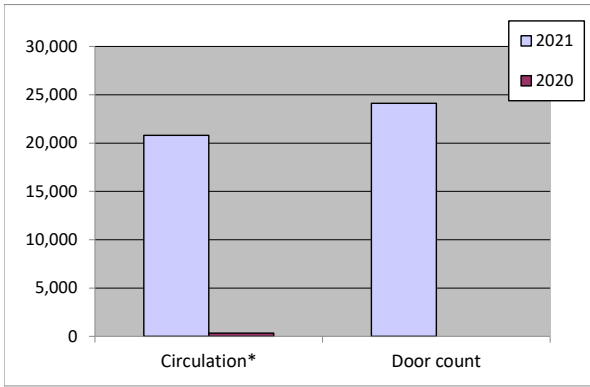


Rochester Public Library - Branch Library Statistics -MAY 2021 compared to MAY 2020

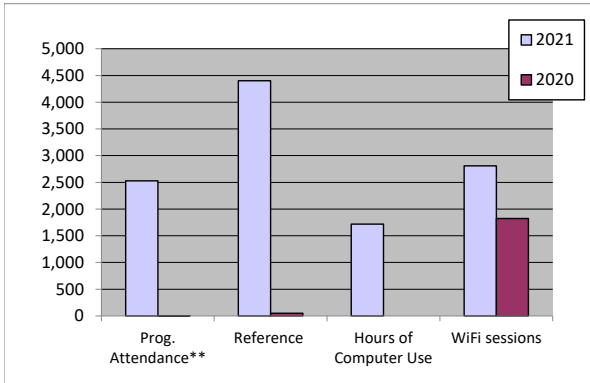


Total - All Branches	2021	2020	Gain/Loss	Percent
Service hours	1,205	0	1,205	
Circulation*	20,794	331	20,463	6182%
Curbside appts.	215			
Door count	24,109	0	24,109	
Programs**	166	3	163	5433%
Prog. Attendance**	2,528	3	2,525	84167%
Reference	4,402	49	4,353	8884%
Hours of Computer Use	1,719	0	1,719	
WiFi sessions	2,809	1,822	987	54%
Library card registrations	273	106	167	158%

\*Circulation includes renewals and in-house use of materials.

DOUGLASS	2021	2020	Gain/Loss	Percent
Service hours	120	0	120	
Circulation	2,201	305	1,896	622%
Curbside appts.	49	0		
Door count	2,102	0	2,102	
Programs	20	3	17	567%
Prog. Attendance	247	3	244	8133%
Reference	134	30	104	347%
Hours of Computer Use	33	0	33	
WiFi sessions	134	81	53	65%
Library card registrations	8	5	3	60%

Non-reference transactions: 229

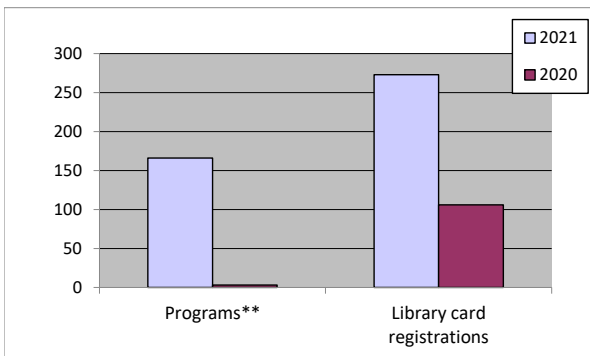


ARNETT	2021	2020	Gain/Loss	Percent
Service hours	120	0	120	
Circulation	1,621	0	1,621	
Curbside appts.	9	0		
Door count	2,340	0	2,340	
Programs	22	0	22	
Prog. Attendance	383	0	383	
Reference	1,380	12	1,368	11400%
Hours of Computer Use	324	0	324	
WiFi sessions	269	185	84	45%
Library card registrations	78	33	45	136%

Non-reference transactions: 692

LINCOLN	2021	2020	Gain/Loss	Percent
Service hours	120	0	120	
Circulation	958	2	956	47800%
Curbside appts.	0	0		
Door count	2,627	0	2,627	
Programs	25	0	25	
Prog. Attendance	380	0	380	
Reference	1,034	0	1,034	
Hours of Computer Use	204	0	204	
WiFi sessions	483	250	233	93%
Library card registrations	7	5	2	40%

Non-reference transactions: 531



CHARLOTTE	2021	2020	Gain/Loss	Percent
Service hours	104	0	104	
Circulation	2,178	6	2,172	36200%
Curbside appts.	12	0		
Door count	2,889	0	2,889	
Programs	1	0	1	
Prog. Attendance	8	0	8	
Reference	890	0	890	
Computer Use	95	0	95	
WiFi sessions	114	42	72	171%
Library card registrations	12	7	5	71%

Documents notarized: 2

TOY LIBRARY	2021	2020	Gain/Loss	Percent
Circulation	111	0	111	
Door Count	54	0	54	
Programs	5	0	5	
Prog. Attendance	22	0	22	

\*\*Total of Programs and Program Attendance includes online programs, uses of the Safe to Be Smart program at Arnett, Lincoln, Maplewood, Sully and Wheatley Branches, and uses of the Literacy Aide program at all branches except Monroe and Winton.

<u>LYELL</u>	<u>2021</u>	<u>2020</u>	<u>Gain/Loss</u>	<u>Percent</u>
Service hours	120	0	120	
Circulation	1,090	2	1,088	54400%
Curbside appts.	0	0		
Door count	3,188	0	3,188	
Programs	41	0	41	
Program attendance	331	0	331	
Reference questions	121	0	121	
Hours of Computer Use	156	0	156	
WiFi sessions	255	237	18	8%
Library card registrations	67	0	67	

Non-reference transactions: 462

<u>MAPLEWOOD</u>	<u>2021</u>	<u>2020</u>	<u>Gain/Loss</u>	<u>Percent</u>
Service hours	136	0	136	
Circulation	1,710	4	1,706	42650%
Curbside appts.	3	0		
Door count	3,872	0	3,872	
Programs	11	0	11	
Program attendance	220	0	220	
Reference questions	26	1	25	2500%
Hours of Computer Use	421	0	421	
WiFi sessions	577	429	148	34%
Library card registrations	17	3	14	467%

Non-reference transactions: 318

<u>MONROE</u>	<u>2021</u>	<u>2020</u>	<u>Gain/Loss</u>	<u>Percent</u>
Service hours	120	0	120	
Circulation	1,743	9	1,734	19267%
Curbside appts.	142	0		
Door count	0	0	0	
Programs	4	0	4	
Program attendance	108	0	108	
Reference questions	125	1	124	12400%
Hours of Computer Use	15	0	15	
WiFi sessions	95	56	39	70%
Library card registrations	23	36	-13	-36%

Documents notarized: 2

Non-reference transactions: 11

<u>SULLY</u>	<u>2021</u>	<u>2020</u>	<u>Gain/Loss</u>	<u>Percent</u>
Service hours	120	0	120	
Circulation	1,641	0	1,641	
Curbside appts.	0	0		
Door count	1,560	0	1,560	
Programs	23	0	23	
Program attendance	445	0	445	
Reference questions	196	3	193	6433%
Hours of Computer Use	151	0	151	
WiFi sessions	161	117	44	38%
Library card registrations	19	2	17	850%

Documents notarized: 3

Non-reference transactions: 203

<u>WHEATLEY</u>	<u>2021</u>	<u>2020</u>	<u>Gain/Loss</u>	<u>Percent</u>
Service hours	120	0	120	
Circulation	1,078	0	1,078	
Curbside appts.	0	0		
Door count	1,526	0	1,526	
Programs	14	0	14	
Program attendance	264	0	264	
Reference questions	226	0	226	
Hours of Computer Use	146	0	146	
WiFi sessions	251	177	74	42%
Library card registrations	13	0	13	

Non-reference transactions: 313

<u>WINTON</u>	<u>2021</u>	<u>2020</u>	<u>Gain/Loss</u>	<u>Percent</u>
Service hours	125	0	125	
Circulation	6,574	3	6,571	219033%
Curbside appts.	0	0		
Door count	4,005	0	4,005	
Programs	5	0	5	
Program attendance	142	0	142	
Reference questions	270	2	268	13400%
Hours of Computer Use	174	0	174	
WiFi sessions	470	248	222	90%
Library card registrations	29	15	14	93%

Documents notarized: 16

Non-reference transactions: 614