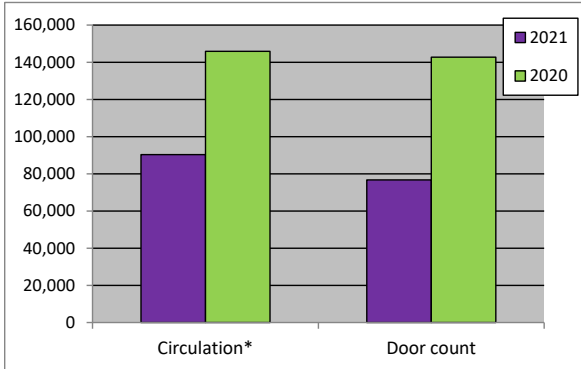


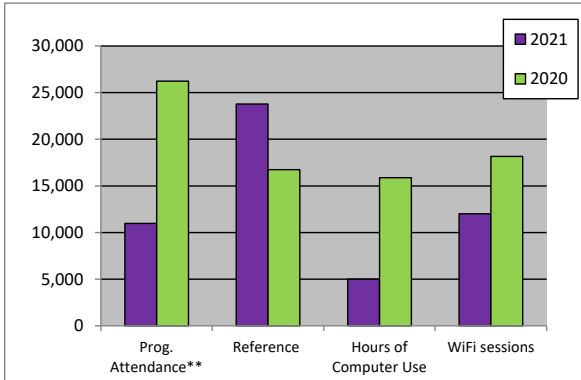
Rochester Public Library - Branch Library Statistics
YTD - May 2021



Total - All Branches	2021	2020	Gain/Loss	Percent
Service hours	5,921.0	3,833.0	2,088	54%
Circulation*	90,302	145,868	-55,566	-38%
Door count	76,692	142,798	-66,106	-46%
Programs**	793	2,002	-1,209	-60%
Prog. Attendance**	10,985	26,232	-15,247	-58%
Reference	23,777	16,751	7,026	42%
Hours of Computer Use	5,010	15,881	-10,871	-68%
WiFi sessions	12,024	18,155	-6,131	-34%
Library card registrations	844	909	-65	-7%

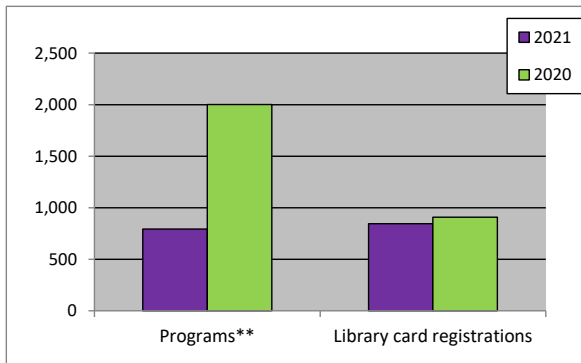
DOUGLASS	2021	2020	Gain/Loss	Percent
Service hours	595.0	412.0	183	44%
Circulation	9,857	17,116	-7,259	-42%
Door count	4,440	14,016	-9,576	-68%
Programs	73	204	-131	-64%
Prog. Attendance	1,002	2,088	-1,086	-52%
Reference	3,826	979	2,847	291%
Hours of Computer Use	60	1,142	-1,082	-95%
WiFi sessions	457	906	-449	-50%
Library card registrations	21	40	-19	-48%

*Circulation includes renewals and in-house use of materials.



ARNETT	2021	2020	Gain/Loss	Percent
Service hours	596.0	452.0	144	32%
Circulation	8,672	12,859	-4,187	-33%
Door count	9,201	12,367	-3,166	-26%
Programs	106	441	-335	-76%
Prog. Attendance	2,422	3,544	-1,122	-32%
Reference	6,357	5,443	914	17%
Hours of Computer Use	1,174	2,759	-1,585	-57%
WiFi sessions	1,205	2,254	-1,049	-47%
Library card registrations	221	172	49	28%

LINCOLN	2021	2020	Gain/Loss	Percent
Service hours	595.0	411.0	184	45%
Circulation	4,086	14,306	-10,220	-71%
Door count	10,124	18,144	-8,020	-44%
Programs	173	142	31	22%
Prog. Attendance	2,660	2,314	346	15%
Reference	3,826	930	2,896	311%
Hours of Computer Use	589	2,222	-1,633	-73%
WiFi sessions	2,236	2,491	-255	-10%
Library card registrations	60	103	-43	-42%



CHARLOTTE	2021	2020	Gain/Loss	Percent
Service hours	551.0	413.0	138	33%
Circulation	9,791	17,168	-7,377	-43%
Door count	10,100	9,240	860	9%
Programs	70	140	-70	-50%
Prog. Attendance	224	1,356	-1,132	-83%
Reference	3,815	1,691	2,124	126%
Hours of Computer Use	267	713	-446	-63%
WiFi sessions	471	688	-217	-32%
Library card registrations	51	39	12	31%

TOY LIBRARY	2021	2020	Gain/Loss	Percent
Circulation	335.0	4,317.0	-3,982	-92%
Door Count	175	1,499	-1,324	-88%
Programs	89	26	63	242%
Prog. Attendance	1,094	265	829	313%

**Total of Programs and Program Attendance includes uses of the Safe to Be Smart program at Arnett, Lincoln, Maplewood, Sully and Wheatley branches and uses of the Literacy Aide program at all branches except Monroe and Winton.

<u>LYELL</u>	<u>2021</u>	<u>2020</u>	<u>Gain/Loss</u>	<u>Percent</u>
Service hours	595.0	365.0	230	63%
Circulation	4,804	9,805	-5,001	-51%
Door count	9,260	8,980	280	3%
Programs	139	185	-46	-25%
Prog. Attendance	1,314	1,554	-240	-15%
Reference	542	1,102	-560	-51%
Hours of Computer Use	344	1,593	-1,249	-78%
WiFi sessions	1,201	2,143	-942	-44%
Library card registrations	101	50	51	102%

<u>MAPLEWOOD</u>	<u>2021</u>	<u>2020</u>	<u>Gain/Loss</u>	<u>Percent</u>
Service hours	622.0	143.0	479.0	335%
Circulation	7,067	8,258	-1,191	-14%
Door count	11,780	19,548	-7,768	-40%
Programs	47	285	-238	-84%
Prog. Attendance	353	3,570	-3,217	-90%
Reference	358	194	164	85%
Hours of Computer Use	1,256	2,251	-995	-44%
WiFi sessions	2,475	3,106	-631	-20%
Library card registrations	46	77	-31	-40%

<u>MONROE</u>	<u>2021</u>	<u>2020</u>	<u>Gain/Loss</u>	<u>Percent</u>
Service hours	595.0	409.0	186	45%
Circulation	9,633	17,049	-7,416	-43%
Door count	0	8,583	-8,583	-100%
Programs	18	64	-46	-72%
Prog. Attendance	425	511	-86	-17%
Reference	872	1,068	-196	-18%
Hours of Computer Use	15	974	-959	-98%
WiFi sessions	403	762	-359	-47%
Library card registrations	131	171	-40	-23%

<u>SULLY</u>	<u>2021</u>	<u>2020</u>	<u>Gain/Loss</u>	<u>Percent</u>
Service hours	585.0	413.0	172	42%
Circulation	6,103	11,069	-4,966	-45%
Door count	4,730	21,495	-16,765	-78%
Programs	69	169	-100	-59%
Prog. Attendance	1,183	7,058	-5,875	-83%
Reference	1,025	1,144	-119	-10%
Hours of Computer Use	345	1,328	-983	-74%
WiFi sessions	649	1,997	-1,348	-68%
Library card registrations	49	73	-24	-33%

<u>WHEATLEY</u>	<u>2021</u>	<u>2020</u>	<u>Gain/Loss</u>	<u>Percent</u>
Service hours	595.0	412.0	183	44%
Circulation	5,048	8,540	-3,492	-41%
Door count	4,171	13,674	-9,503	-69%
Programs	78	336	-258	-77%
Prog. Attendance	863	3,614	-2,751	-76%
Reference	1,339	2,329	-990	-43%
Hours of Computer Use	471	1,663	-1,192	-72%
WiFi sessions	958	1,873	-915	-49%
Library card registrations	37	48	-11	-23%

<u>WINTON</u>	<u>2021</u>	<u>2020</u>	<u>Gain/Loss</u>	<u>Percent</u>
Service hours	592.0	403.0	189	47%
Circulation	25,241	29,698	-4,457	-15%
Door count	12,886	16,751	-3,865	-23%
Programs	20	36	-16	-44%
Prog. Attendance	539	623	-84	-13%
Reference	1,817	1,871	-54	-3%
Hours of Computer Use	489	1,236	-747	-60%
WiFi sessions	1,969	1,935	34	2%
Library card registrations	127	136	-9	-7%