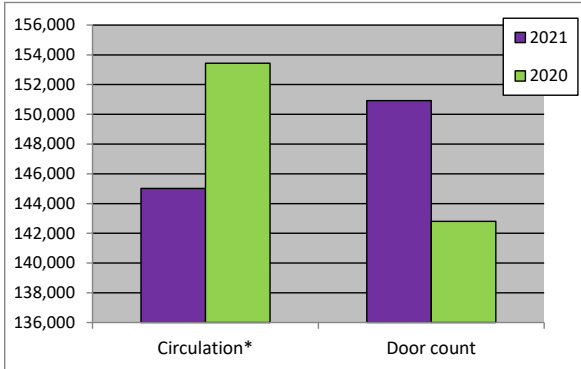


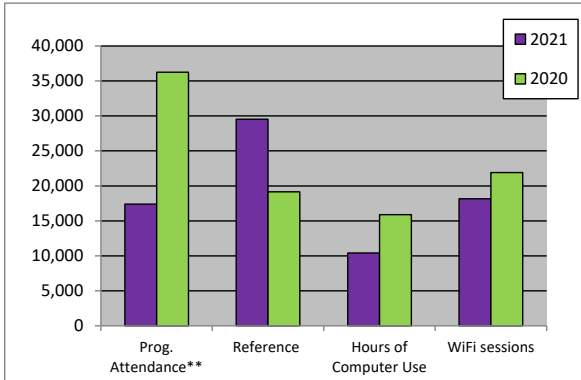
Rochester Public Library - Branch Library Statistics
YTD - July 2021



Total - All Branches	2021	2020	Gain/Loss	Percent
Service hours	9,240.0	4,103.0	5,137	125%
Circulation*	145,021	153,435	-8,414	-5%
Door count	150,919	142,798	8,121	6%
Programs**	1,195	2,335	-1,140	-49%
Prog. Attendance**	17,397	36,260	-18,863	-52%
Reference	29,539	19,170	10,369	54%
Hours of Computer Use	10,419	15,881	-5,462	-34%
WiFi sessions	18,159	21,910	-3,751	-17%
Library card registrations	2,329	1,075	1,254	117%

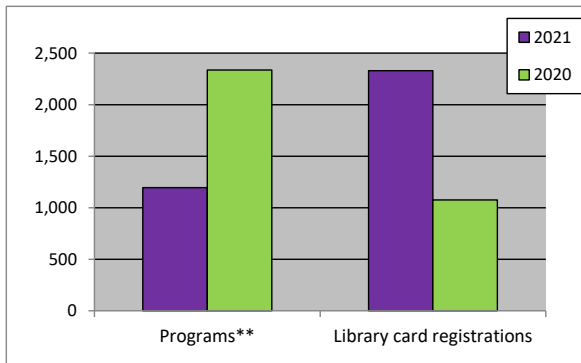
DOUGLASS	2021	2020	Gain/Loss	Percent
Service hours	939.0	412.0	527	128%
Circulation	15,431	17,492	-2,061	-12%
Door count	9,073	14,016	-4,943	-35%
Programs	98	314	-216	-69%
Prog. Attendance	1,477	5,248	-3,771	-72%
Reference	1,518	1,010	508	50%
Hours of Computer Use	141	1,142	-1,001	-88%
WiFi sessions	751	1,044	-293	-28%
Library card registrations	51	52	-1	-2%

*Circulation includes renewals and in-house use of materials.



ARNETT	2021	2020	Gain/Loss	Percent
Service hours	957.0	452.0	505	112%
Circulation	13,550	13,708	-158	-1%
Door count	16,670	12,367	4,303	35%
Programs	145	479	-334	-70%
Prog. Attendance	3,134	5,164	-2,030	-39%
Reference	8,690	6,516	2,174	33%
Hours of Computer Use	2,199	2,759	-560	-20%
WiFi sessions	1,876	2,682	-806	-30%
Library card registrations	331	231	100	43%

LINCOLN	2021	2020	Gain/Loss	Percent
Service hours	903.0	411.0	492	120%
Circulation	6,702	14,742	-8,040	-55%
Door count	19,159	18,144	1,015	6%
Programs	228	183	45	25%
Prog. Attendance	3,969	3,944	25	1%
Reference	5,196	1,321	3,875	293%
Hours of Computer Use	1,255	2,222	-967	-44%
WiFi sessions	3,375	3,179	196	6%
Library card registrations	98	108	-10	-9%



CHARLOTTE	2021	2020	Gain/Loss	Percent
Service hours	901.0	413.0	488	118%
Circulation	16,404	18,728	-2,324	-12%
Door count	17,672	9,240	8,432	91%
Programs	140	140	0	0%
Prog. Attendance	1,001	1,356	-355	-26%
Reference	5,453	1,850	3,603	195%
Hours of Computer Use	597	713	-116	-16%
WiFi sessions	735	796	-61	-8%
Library card registrations	103	48	55	115%

TOY LIBRARY	2021	2020	Gain/Loss	Percent
Circulation	671.0	3,417.0	-2,746	-80%
Door Count	464	1,499	-1,035	-69%
Programs	87	26	61	235%
Prog. Attendance	1,114	265	849	320%

**Total of Programs and Program Attendance includes uses of the Safe to Be Smart program at Arnett, Lincoln, Maplewood, Sully and Wheatley branches and uses of the Literacy Aide program at all branches except Monroe and Winton.

<u>LYELL</u>	<u>2021</u>	<u>2020</u>	<u>Gain/Loss</u>	<u>Percent</u>
Service hours	901.0	365.0	536	147%
Circulation	7,362	9,877	-2,515	-25%
Door count	17,412	8,980	8,432	94%
Programs	182	190	-8	-4%
Prog. Attendance	1,753	1,625	128	8%
Reference	762	1,102	-340	-31%
Hours of Computer Use	996	1,593	-597	-37%
WiFi sessions	1,733	2,613	-880	-34%
Library card registrations	153	53	100	189%

<u>MAPLEWOOD</u>	<u>2021</u>	<u>2020</u>	<u>Gain/Loss</u>	<u>Percent</u>
Service hours	975.0	413.0	562.0	136%
Circulation	11,233	8,315	2,918	35%
Door count	21,670	19,548	2,122	11%
Programs	94	311	-217	-70%
Prog. Attendance	836	3,610	-2,774	-77%
Reference	516	195	321	165%
Hours of Computer Use	2,289	2,251	38	2%
WiFi sessions	3,602	3,958	-356	-9%
Library card registrations	102	87	15	17%

<u>MONROE</u>	<u>2021</u>	<u>2020</u>	<u>Gain/Loss</u>	<u>Percent</u>
Service hours	921.0	409.0	512	125%
Circulation	15,383	17,447	-2,064	-12%
Door count	6,479	8,583	-2,104	-25%
Programs	27	109	-82	-75%
Prog. Attendance	542	3,109	-2,567	-83%
Reference	1,198	1,068	130	12%
Hours of Computer Use	165	974	-809	-83%
WiFi sessions	533	890	-357	-40%
Library card registrations	212	193	19	10%

<u>SULLY</u>	<u>2021</u>	<u>2020</u>	<u>Gain/Loss</u>	<u>Percent</u>
Service hours	929.0	413.0	516	125%
Circulation	10,252	11,163	-911	-8%
Door count	9,868	21,495	-11,627	-54%
Programs	111	186	-75	-40%
Prog. Attendance	2,160	7,690	-5,530	-72%
Reference	1,751	1,151	600	52%
Hours of Computer Use	811	1,328	-517	-39%
WiFi sessions	1,102	2,300	-1,198	-52%
Library card registrations	307	78	229	294%

<u>WHEATLEY</u>	<u>2021</u>	<u>2020</u>	<u>Gain/Loss</u>	<u>Percent</u>
Service hours	884.0	412.0	472	115%
Circulation	7,909	8,673	-764	-9%
Door count	9,821	13,674	-3,853	-28%
Programs	125	383	-258	-67%
Prog. Attendance	1,542	3,859	-2,317	-60%
Reference	1,990	2,329	-339	-15%
Hours of Computer Use	1,034	1,663	-629	-38%
WiFi sessions	1,494	2,197	-703	-32%
Library card registrations	323	53	270	509%

<u>WINTON</u>	<u>2021</u>	<u>2020</u>	<u>Gain/Loss</u>	<u>Percent</u>
Service hours	930.0	403.0	527	131%
Circulation	40,795	33,290	7,505	23%
Door count	23,095	16,751	6,344	38%
Programs	45	40	5	13%
Prog. Attendance	983	655	328	50%
Reference	2,465	2,628	-163	-6%
Hours of Computer Use	932	1,236	-304	-25%
WiFi sessions	2,958	2,251	707	31%
Library card registrations	649	172	477	277%