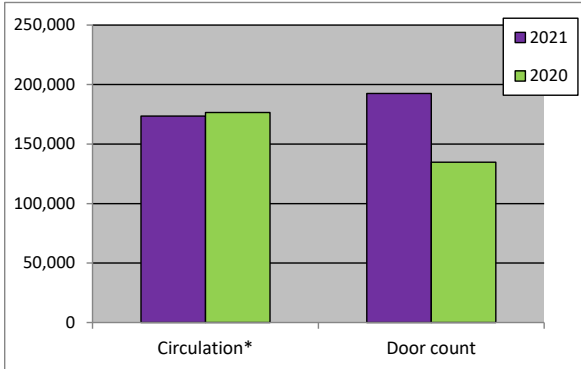


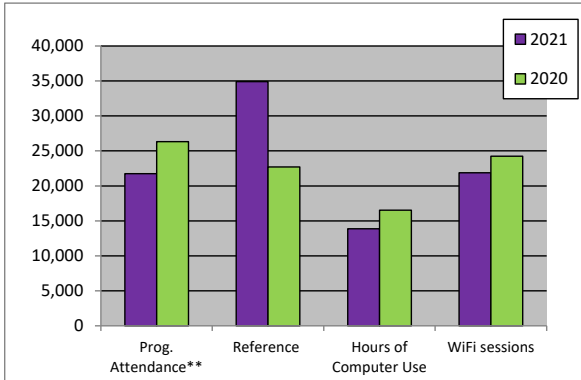
Rochester Public Library - Branch Library Statistics
YTD - August 2021



Total - All Branches	2021	2020	Gain/Loss	Percent
Service hours	11,955.0	5,123.0	6,832	133%
Circulation*	173,543	176,578	-3,035	-2%
Door count	192,516	134,654	57,862	43%
Programs**	1,433	2,020	-587	-29%
Prog. Attendance**	21,743	26,323	-4,580	-17%
Reference	34,905	22,722	12,183	54%
Hours of Computer Use	13,883	16,516	-2,633	-16%
WiFi sessions	21,877	24,257	-2,380	-10%
Library card registrations	1,573	1,211	362	30%

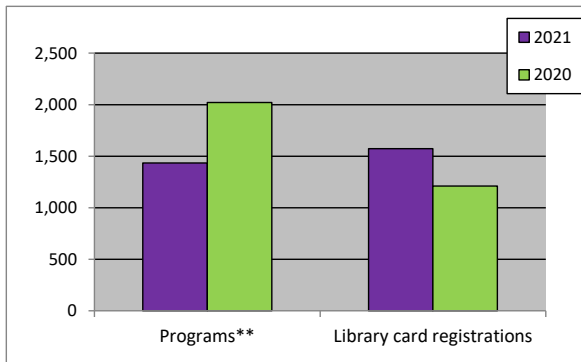
DOUGLASS	2021	2020	Gain/Loss	Percent
Service hours	1,115.0	514.0	601	117%
Circulation	18,443	20,125	-1,682	-8%
Door count	11,647	14,016	-2,369	-17%
Programs	99	213	-114	-54%
Prog. Attendance	1,511	2,170	-659	-30%
Reference	1,722	1,360	362	27%
Hours of Computer Use	209	1,142	-933	-82%
WiFi sessions	914	1,127	-213	-19%
Library card registrations	71	56	15	27%

*Circulation includes renewals and in-house use of materials.



ARNETT	2021	2020	Gain/Loss	Percent
Service hours	1,150.0	554.0	596	108%
Circulation	15,619	16,557	-938	-6%
Door count	20,486	13,992	6,494	46%
Programs	205	441	-236	-54%
Prog. Attendance	4,225	3,544	681	19%
Reference	10,082	7,426	2,656	36%
Hours of Computer Use	2,686	2,967	-281	-9%
WiFi sessions	2,265	2,923	-658	-23%
Library card registrations	383	271	112	41%

LINCOLN	2021	2020	Gain/Loss	Percent
Service hours	1,075.0	513.0	562	110%
Circulation	8,041	16,185	-8,144	-50%
Door count	24,302	20,645	3,657	18%
Programs	257	142	115	81%
Prog. Attendance	4,563	2,314	2,249	97%
Reference	6,203	1,602	4,601	287%
Hours of Computer Use	1,728	2,342	-614	-26%
WiFi sessions	4,078	3,601	477	13%
Library card registrations	119	118	1	1%



CHARLOTTE	2021	2020	Gain/Loss	Percent
Service hours	1,075.0	515.0	560	109%
Circulation	19,592	20,999	-1,407	-7%
Door count	21,528	9,240	12,288	133%
Programs	144	140	4	3%
Prog. Attendance	1,278	1,356	-78	-6%
Reference	6,429	2,223	4,206	189%
Hours of Computer Use	748	713	35	5%
WiFi sessions	906	860	46	5%
Library card registrations	126	53	73	138%

TOY LIBRARY	2021	2020	Gain/Loss	Percent
Circulation	799.0	4,317.0	-3,518	-81%
Door Count	643	1,499	-856	-57%
Programs	93	26	67	258%
Prog. Attendance	1,179	265	914	345%

**Total of Programs and Program Attendance includes uses of the Safe to Be Smart program at Arnett, Lincoln, Maplewood, Sully and Wheatley branches and uses of the Literacy Aide program at all branches except Monroe and Winton.

<u>LYELL</u>	<u>2021</u>	<u>2020</u>	<u>Gain/Loss</u>	<u>Percent</u>
Service hours	1,043.0	467.0	576	123%
Circulation	8,478	10,973	-2,495	-23%
Door count	22,088	8,980	13,108	146%
Programs	212	185	27	15%
Prog. Attendance	2,051	1,554	497	32%
Reference	848	1,324	-476	-36%
Hours of Computer Use	1,374	1,593	-219	-14%
WiFi sessions	2,056	2,883	-827	-29%
Library card registrations	164	56	108	193%

<u>MAPLEWOOD</u>	<u>2021</u>	<u>2020</u>	<u>Gain/Loss</u>	<u>Percent</u>
Service hours	1,158.0	515.0	643.0	125%
Circulation	13,710	10,199	3,511	34%
Door count	26,551	21,566	4,985	23%
Programs	131	294	-163	-55%
Prog. Attendance	1,082	3,579	-2,497	-70%
Reference	582	251	331	132%
Hours of Computer Use	2,965	2,404	561	23%
WiFi sessions	4,197	4,466	-269	-6%
Library card registrations	125	95	30	32%

<u>MONROE</u>	<u>2021</u>	<u>2020</u>	<u>Gain/Loss</u>	<u>Percent</u>
Service hours	1,103.0	511.0	592	116%
Circulation	18,612	19,868	-1,256	-6%
Door count	9,083	8,583	500	6%
Programs	35	64	-29	-45%
Prog. Attendance	571	511	60	12%
Reference	1,451	1,240	211	17%
Hours of Computer Use	277	974	-697	-72%
WiFi sessions	675	973	-298	-31%
Library card registrations	260	231	29	13%

<u>SULLY</u>	<u>2021</u>	<u>2020</u>	<u>Gain/Loss</u>	<u>Percent</u>
Service hours	1,097.0	515.0	582	113%
Circulation	12,353	12,337	16	0%
Door count	14,036	687	13,349	1943%
Programs	146	169	-23	-14%
Prog. Attendance	3,055	7,058	-4,003	-57%
Reference	2,264	1,233	1,031	84%
Hours of Computer Use	1,250	1,328	-78	-6%
WiFi sessions	1,357	2,466	-1,109	-45%
Library card registrations	110	78	32	41%

<u>WHEATLEY</u>	<u>2021</u>	<u>2020</u>	<u>Gain/Loss</u>	<u>Percent</u>
Service hours	1,059.0	514.0	545	106%
Circulation	9,389	10,480	-1,091	-10%
Door count	13,936	13,674	262	2%
Programs	145	336	-191	-57%
Prog. Attendance	2,132	3,614	-1,482	-41%
Reference	2,209	2,693	-484	-18%
Hours of Computer Use	1,432	1,663	-231	-14%
WiFi sessions	1,828	2,379	-551	-23%
Library card registrations	66	55	11	20%

<u>WINTON</u>	<u>2021</u>	<u>2020</u>	<u>Gain/Loss</u>	<u>Percent</u>
Service hours	2,080.0	505.0	1,575	312%
Circulation	49,306	38,855	10,451	27%
Door count	28,859	23,271	5,588	24%
Programs	59	36	23	64%
Prog. Attendance	1,275	623	652	105%
Reference	3,115	3,370	-255	-8%
Hours of Computer Use	1,214	1,390	-176	-13%
WiFi sessions	3,601	2,579	1,022	40%
Library card registrations	149	198	-49	-25%