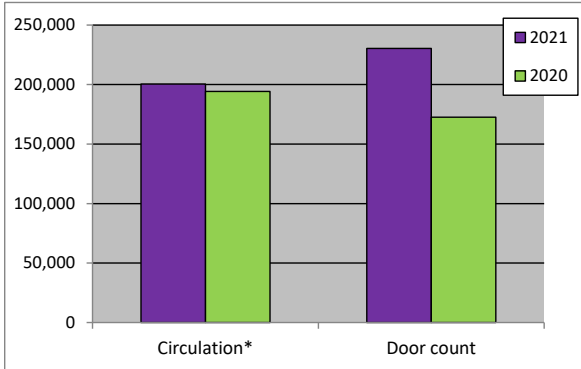


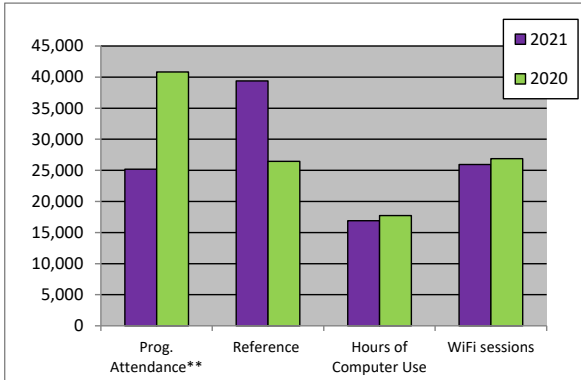
Rochester Public Library - Branch Library Statistics  
YTD - September 2021



Total - All Branches	2021	2020	Gain/Loss	Percent
Service hours	13,478.0	6,167.0	7,311	119%
Circulation*	200,390	194,249	6,141	3%
Door count	230,425	172,517	57,908	34%
Programs**	1,641	2,561	-920	-36%
Prog. Attendance**	25,179	40,813	-15,634	-38%
Reference	39,381	26,465	12,916	49%
Hours of Computer Use	16,889	17,737	-848	-5%
WiFi sessions	25,953	26,865	-912	-3%
Library card registrations	2,002	1,341	661	49%

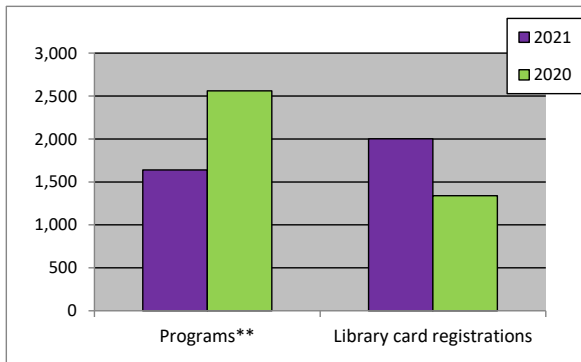
DOUGLASS	2021	2020	Gain/Loss	Percent
Service hours	1,283.0	640.0	643	100%
Circulation	21,463	21,821	-358	-2%
Door count	14,373	14,016	357	3%
Programs	103	342	-239	-70%
Prog. Attendance	1,701	5,641	-3,940	-70%
Reference	1,982	1,546	436	28%
Hours of Computer Use	298	1,142	-844	-74%
WiFi sessions	1,137	1,205	-68	-6%
Library card registrations	97	62	35	56%

\*Circulation includes renewals and in-house use of materials.



ARNETT	2021	2020	Gain/Loss	Percent
Service hours	1,334.0	656.0	678	103%
Circulation	17,978	18,940	-962	-5%
Door count	24,527	18,992	5,535	29%
Programs	237	514	-277	-54%
Prog. Attendance	4,956	6,233	-1,277	-20%
Reference	11,227	8,428	2,799	33%
Hours of Computer Use	3,260	3,263	-3	0%
WiFi sessions	2,763	3,225	-462	-14%
Library card registrations	485	299	186	62%

LINCOLN	2021	2020	Gain/Loss	Percent
Service hours	1,090.0	615.0	475	77%
Circulation	9,262	18,040	-8,778	-49%
Door count	29,029	23,645	5,384	23%
Programs	283	227	56	25%
Prog. Attendance	5,318	5,385	-67	-1%
Reference	6,812	1,914	4,898	256%
Hours of Computer Use	2,044	2,684	-640	-24%
WiFi sessions	4,809	4,094	715	17%
Library card registrations	144	133	11	8%



CHARLOTTE	2021	2020	Gain/Loss	Percent
Service hours	1,251.0	617.0	634	103%
Circulation	22,530	22,172	358	2%
Door count	25,406	9,240	16,166	175%
Programs	179	145	34	23%
Prog. Attendance	1,391	1,411	-20	-1%
Reference	7,344	2,836	4,508	159%
Hours of Computer Use	930	713	217	30%
WiFi sessions	1,103	928	175	19%
Library card registrations	141	59	82	139%

TOY LIBRARY	2021	2020	Gain/Loss	Percent
Circulation	944.0	4,317.0	-3,373	-78%
Door Count	719	1,499	-780	-52%
Programs	103	26	77	296%
Prog. Attendance	1,372	265	1,107	418%

\*\*Total of Programs and Program Attendance includes uses of the Safe to Be Smart program at Arnett, Lincoln, Maplewood, Sully and Wheatley branches and uses of the Literacy Aide program at all branches except Monroe and Winton.

<u>LYELL</u>	<u>2021</u>	<u>2020</u>	<u>Gain/Loss</u>	<u>Percent</u>
Service hours	1,190.0	569.0	621	109%
Circulation	9,548	11,756	-2,208	-19%
Door count	26,108	8,980	17,128	191%
Programs	231	221	10	5%
Prog. Attendance	2,303	2,036	267	13%
Reference	934	1,443	-509	-35%
Hours of Computer Use	1,744	1,593	151	9%
WiFi sessions	2,416	3,129	-713	-23%
Library card registrations	182	61	121	198%

<u>MAPLEWOOD</u>	<u>2021</u>	<u>2020</u>	<u>Gain/Loss</u>	<u>Percent</u>
Service hours	1,326.0	617.0	709.0	115%
Circulation	16,180	11,659	4,521	39%
Door count	32,191	24,756	7,435	30%
Programs	174	330	-156	-47%
Prog. Attendance	1,866	3,809	-1,943	-51%
Reference	634	313	321	103%
Hours of Computer Use	3,499	2,796	703	25%
WiFi sessions	4,858	5,074	-216	-4%
Library card registrations	152	110	42	38%

<u>MONROE</u>	<u>2021</u>	<u>2020</u>	<u>Gain/Loss</u>	<u>Percent</u>
Service hours	1,263.0	613.0	650	106%
Circulation	21,724	21,386	338	2%
Door count	11,502	8,583	2,919	34%
Programs	46	111	-65	-59%
Prog. Attendance	617	3,149	-2,532	-80%
Reference	1,723	1,585	138	9%
Hours of Computer Use	454	974	-520	-53%
WiFi sessions	815	1,070	-255	-24%
Library card registrations	305	255	50	20%

<u>SULLY</u>	<u>2021</u>	<u>2020</u>	<u>Gain/Loss</u>	<u>Percent</u>
Service hours	1,263.0	617.0	646	105%
Circulation	14,219	12,868	1,351	10%
Door count	16,308	23,010	-6,702	-29%
Programs	165	213	-48	-23%
Prog. Attendance	3,607	8,141	-4,534	-56%
Reference	2,640	1,432	1,208	84%
Hours of Computer Use	1,476	1,328	148	11%
WiFi sessions	1,638	2,621	-983	-38%
Library card registrations	131	79	52	66%

<u>WHEATLEY</u>	<u>2021</u>	<u>2020</u>	<u>Gain/Loss</u>	<u>Percent</u>
Service hours	1,226.0	616.0	610	99%
Circulation	10,579	11,343	-764	-7%
Door count	16,991	13,674	3,317	24%
Programs	152	409	-257	-63%
Prog. Attendance	1,975	4,084	-2,109	-52%
Reference	2,583	3,050	-467	-15%
Hours of Computer Use	1,700	1,663	37	2%
WiFi sessions	2,131	2,560	-429	-17%
Library card registrations	72	56	16	29%

<u>WINTON</u>	<u>2021</u>	<u>2020</u>	<u>Gain/Loss</u>	<u>Percent</u>
Service hours	2,252.0	607.0	1,645	271%
Circulation	56,907	44,264	12,643	29%
Door count	33,990	27,621	6,369	23%
Programs	71	49	22	45%
Prog. Attendance	1,445	924	521	56%
Reference	3,502	3,918	-416	-11%
Hours of Computer Use	1,484	1,581	-97	-6%
WiFi sessions	4,283	2,959	1,324	45%
Library card registrations	293	227	66	29%