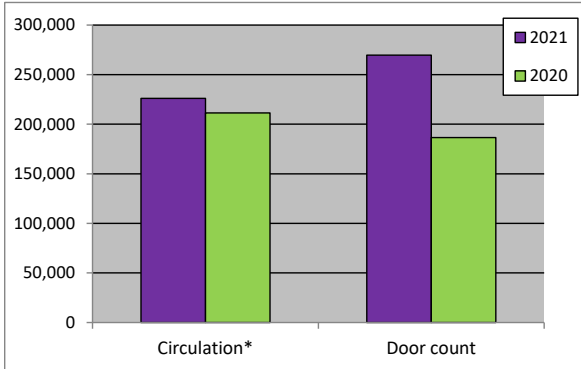


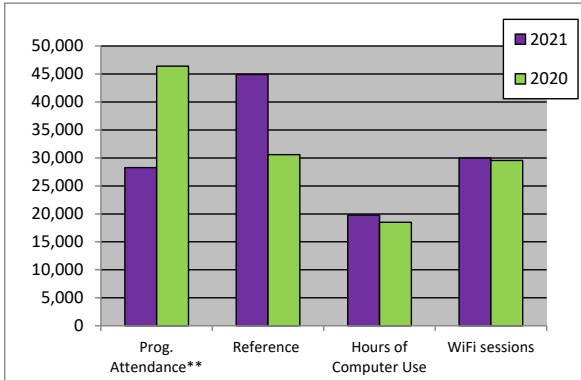
Rochester Public Library - Branch Library Statistics
YTD - October 2021



Total - All Branches	2021	2020	Gain/Loss	Percent
Service hours	15,013.0	7,172.0	7,841	109%
Circulation*	226,133	211,466	14,667	7%
Door count	269,701	186,463	83,238	45%
Programs**	1,919	2,810	-891	-32%
Prog. Attendance**	28,277	46,383	-18,106	-39%
Reference	44,919	30,606	14,313	47%
Hours of Computer Use	19,791	18,484	1,307	7%
WiFi sessions	29,969	29,536	433	1%
Library card registrations	2,377	1,462	915	63%

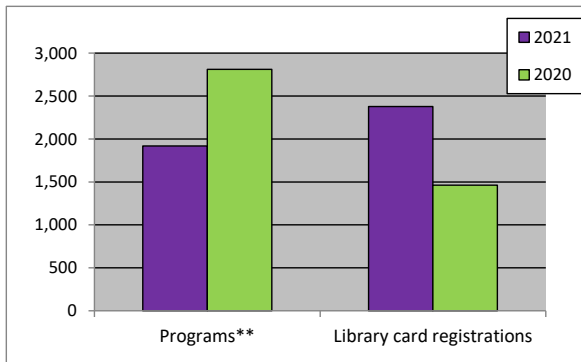
DOUGLASS	2021	2020	Gain/Loss	Percent
Service hours	1,435.0	766.0	669	87%
Circulation	24,588	23,321	1,267	5%
Door count	20,368	14,016	6,352	45%
Programs	112	380	-268	-71%
Prog. Attendance	1,727	6,331	-4,604	-73%
Reference	2,139	1,882	257	14%
Hours of Computer Use	376	1,142	-766	-67%
WiFi sessions	1,376	1,289	87	7%
Library card registrations	107	66	41	62%

*Circulation includes renewals and in-house use of materials.



ARNETT	2021	2020	Gain/Loss	Percent
Service hours	1,505.0	767.0	738	96%
Circulation	20,015	21,134	-1,119	-5%
Door count	28,308	22,192	6,116	28%
Programs	278	558	-280	-50%
Prog. Attendance	5,412	7,030	-1,618	-23%
Reference	12,150	9,531	2,619	27%
Hours of Computer Use	3,909	3,394	515	15%
WiFi sessions	3,227	3,520	-293	-8%
Library card registrations	632	329	303	92%

LINCOLN	2021	2020	Gain/Loss	Percent
Service hours	1,226.0	711.0	515	72%
Circulation	10,591	19,592	-9,001	-46%
Door count	33,273	26,811	6,462	24%
Programs	302	294	8	3%
Prog. Attendance	5,615	7,496	-1,881	-25%
Reference	8,081	2,482	5,599	226%
Hours of Computer Use	2,332	2,880	-548	-19%
WiFi sessions	5,512	4,616	896	19%
Library card registrations	168	143	25	17%



CHARLOTTE	2021	2020	Gain/Loss	Percent
Service hours	1,409.0	713.0	696	98%
Circulation	25,596	23,311	2,285	10%
Door count	29,598	9,240	20,358	220%
Programs	235	151	84	56%
Prog. Attendance	1,633	1,665	-32	-2%
Reference	9,180	3,389	5,791	171%
Hours of Computer Use	1,121	713	408	57%
WiFi sessions	1,301	995	306	31%
Library card registrations	167	61	106	174%

TOY LIBRARY	2021	2020	Gain/Loss	Percent
Circulation	1,047.0	4,317.0	-3,270	-76%
Door Count	823	1,499	-676	-45%
Programs	111	26	85	327%
Prog. Attendance	1,445	265	1,180	445%

**Total of Programs and Program Attendance includes uses of the Safe to Be Smart program at Arnett, Lincoln, Maplewood, Sully and Wheatley branches and uses of the Literacy Aide program at all branches except Monroe and Winton.

<u>LYELL</u>	<u>2021</u>	<u>2020</u>	<u>Gain/Loss</u>	<u>Percent</u>
Service hours	1,321.0	665.0	656	99%
Circulation	10,596	12,247	-1,651	-13%
Door count	29,360	8,980	20,380	227%
Programs	290	236	54	23%
Prog. Attendance	2,674	2,246	428	19%
Reference	983	1,549	-566	-37%
Hours of Computer Use	2,065	1,593	472	30%
WiFi sessions	2,747	3,385	-638	-19%
Library card registrations	206	65	141	217%

<u>MAPLEWOOD</u>	<u>2021</u>	<u>2020</u>	<u>Gain/Loss</u>	<u>Percent</u>
Service hours	1,483.0	713.0	770.0	108%
Circulation	17,860	13,247	4,613	35%
Door count	37,047	27,602	9,445	34%
Programs	194	355	-161	-45%
Prog. Attendance	2,519	3,902	-1,383	-35%
Reference	662	380	282	74%
Hours of Computer Use	3,921	3,034	887	29%
WiFi sessions	5,562	5,659	-97	-2%
Library card registrations	173	121	52	43%

<u>MONROE</u>	<u>2021</u>	<u>2020</u>	<u>Gain/Loss</u>	<u>Percent</u>
Service hours	1,419.0	709.0	710	100%
Circulation	25,165	23,121	2,044	9%
Door count	13,726	8,583	5,143	60%
Programs	73	124	-51	-41%
Prog. Attendance	822	4,115	-3,293	-80%
Reference	1,993	1,819	174	10%
Hours of Computer Use	586	974	-388	-40%
WiFi sessions	950	1,163	-213	-18%
Library card registrations	360	279	81	29%

<u>SULLY</u>	<u>2021</u>	<u>2020</u>	<u>Gain/Loss</u>	<u>Percent</u>
Service hours	1,419.0	713.0	706	99%
Circulation	15,761	13,680	2,081	15%
Door count	19,230	23,010	-3,780	-16%
Programs	181	222	-41	-18%
Prog. Attendance	4,098	8,300	-4,202	-51%
Reference	2,858	1,829	1,029	56%
Hours of Computer Use	1,688	1,328	360	27%
WiFi sessions	1,928	2,776	-848	-31%
Library card registrations	150	85	65	76%

<u>WHEATLEY</u>	<u>2021</u>	<u>2020</u>	<u>Gain/Loss</u>	<u>Percent</u>
Service hours	1,382.0	712.0	670	94%
Circulation	11,791	11,849	-58	0%
Door count	20,126	13,674	6,452	47%
Programs	177	439	-262	-60%
Prog. Attendance	2,257	4,354	-2,097	-48%
Reference	3,048	3,396	-348	-10%
Hours of Computer Use	2,040	1,663	377	23%
WiFi sessions	2,452	2,762	-310	-11%
Library card registrations	93	58	35	60%

<u>WINTON</u>	<u>2021</u>	<u>2020</u>	<u>Gain/Loss</u>	<u>Percent</u>
Service hours	2,414.0	703.0	1,711	243%
Circulation	64,170	49,964	14,206	28%
Door count	38,665	32,355	6,310	20%
Programs	77	51	26	51%
Prog. Attendance	1,520	944	576	61%
Reference	3,825	4,349	-524	-12%
Hours of Computer Use	1,753	1,763	-10	-1%
WiFi sessions	4,914	3,371	1,543	46%
Library card registrations	321	255	66	26%