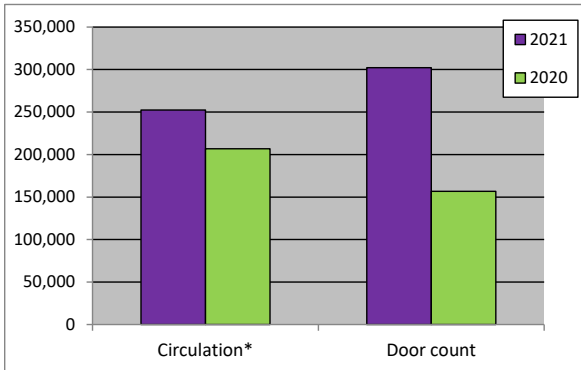


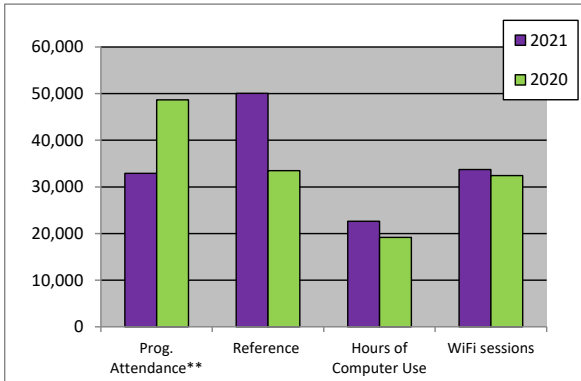
Rochester Public Library - Branch Library Statistics
YTD - November 2021



Total - All Branches	2021	2020	Gain/Loss	Percent
Service hours	16,606.0	8,059.0	8,547	106%
Circulation*	252,351	206,706	45,645	22%
Door count	302,118	156,863	145,255	93%
Programs**	2,130	3,734	-1,604	-43%
Prog. Attendance**	32,889	48,679	-15,790	-32%
Reference	50,066	33,498	16,568	49%
Hours of Computer Use	22,611	19,162	3,449	18%
WiFi sessions	33,739	32,424	1,315	4%
Library card registrations	2,605	1,566	1,039	66%

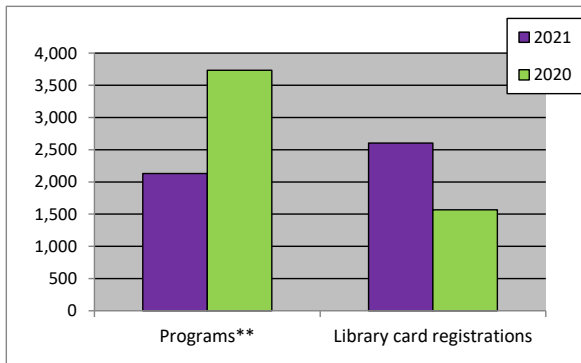
DOUGLASS	2021	2020	Gain/Loss	Percent
Service hours	1,595.0	870.0	725	83%
Circulation	27,561	24,776	2,785	11%
Door count	20,328	14,016	6,312	45%
Programs	114	403	-289	-72%
Prog. Attendance	1,905	6,557	-4,652	-71%
Reference	2,318	2,209	109	5%
Hours of Computer Use	476	1,142	-666	-58%
WiFi sessions	1,630	1,380	250	18%
Library card registrations	129	67	62	93%

*Circulation includes renewals and in-house use of materials.



ARNETT	2021	2020	Gain/Loss	Percent
Service hours	1,682.0	856.0	826	96%
Circulation	22,242	23,235	-993	-4%
Door count	32,132	25,792	6,340	25%
Programs	323	586	-263	-45%
Prog. Attendance	5,991	7,486	-1,495	-20%
Reference	13,648	10,403	3,245	31%
Hours of Computer Use	4,466	3,579	887	25%
WiFi sessions	3,672	3,805	-133	-3%
Library card registrations	674	367	307	84%

LINCOLN	2021	2020	Gain/Loss	Percent
Service hours	1,374.0	797.0	577	72%
Circulation	12,098	20,651	-8,553	-41%
Door count	37,356	30,496	6,860	22%
Programs	318	326	-8	-2%
Prog. Attendance	5,907	8,553	-2,646	-31%
Reference	8,705	2,991	5,714	191%
Hours of Computer Use	2,654	2,990	-336	-11%
WiFi sessions	6,255	5,221	1,034	20%
Library card registrations	185	154	31	20%



CHARLOTTE	2021	2020	Gain/Loss	Percent
Service hours	1,567.0	799.0	768	96%
Circulation	28,767	24,508	4,259	17%
Door count	33,396	9,240	24,156	261%
Programs	262	156	106	68%
Prog. Attendance	1,720	1,709	11	1%
Reference	11,022	3,693	7,329	198%
Hours of Computer Use	1,260	713	547	77%
WiFi sessions	1,530	1,079	451	42%
Library card registrations	191	64	127	198%

TOY LIBRARY	2021	2020	Gain/Loss	Percent
Circulation	1,279.0	4,317	-3,038	-70%
Door Count	993	1,499	-506	-34%
Programs	119	26	93	358%
Prog. Attendance	1,500	265	1,235	466%

**Total of Programs and Program Attendance includes uses of the Safe to Be Smart program at Arnett, Lincoln, Maplewood, Sully and Wheatley branches and uses of the Literacy Aide program at all branches except Monroe and Winton.

<u>LYELL</u>	<u>2021</u>	<u>2020</u>	<u>Gain/Loss</u>	<u>Percent</u>
Service hours	1,467.0	751.0	716	95%
Circulation	11,691	12,833	-1,142	-9%
Door count	32,702	8,980	23,722	264%
Programs	321	249	72	29%
Prog. Attendance	2,800	2,396	404	17%
Reference	1,147	1,630	-483	-30%
Hours of Computer Use	2,380	1,593	787	49%
WiFi sessions	3,097	3,670	-573	-16%
Library card registrations	216	67	149	222%

<u>MAPLEWOOD</u>	<u>2021</u>	<u>2020</u>	<u>Gain/Loss</u>	<u>Percent</u>
Service hours	1,643.0	805.0	838.0	104%
Circulation	19,437	14,584	4,853	33%
Door count	41,663	27,602	14,061	51%
Programs	210	357	-147	-41%
Prog. Attendance	3,239	3,937	-698	-18%
Reference	716	417	299	72%
Hours of Computer Use	4,286	3,177	1,109	35%
WiFi sessions	6,229	6,224	5	0%
Library card registrations	198	129	69	53%

<u>MONROE</u>	<u>2021</u>	<u>2020</u>	<u>Gain/Loss</u>	<u>Percent</u>
Service hours	1,578.0	801.0	777	97%
Circulation	28,270	24,779	3,491	14%
Door count	15,907	8,583	7,324	85%
Programs	91	382	-291	-76%
Prog. Attendance	968	4,170	-3,202	-77%
Reference	2,186	2,009	177	9%
Hours of Computer Use	725	974	-249	-26%
WiFi sessions	1,074	1,264	-190	-15%
Library card registrations	385	297	88	30%

<u>SULLY</u>	<u>2021</u>	<u>2020</u>	<u>Gain/Loss</u>	<u>Percent</u>
Service hours	1,581.0	805.0	776	96%
Circulation	17,517	24,508	-6,991	-29%
Door count	22,526	9,240	13,286	144%
Programs	209	231	-22	-10%
Prog. Attendance	5,900	8,396	-2,496	-30%
Reference	3,141	1,958	1,183	60%
Hours of Computer Use	1,944	1,447	497	34%
WiFi sessions	2,231	2,895	-664	-23%
Library card registrations	169	86	83	97%

<u>WHEATLEY</u>	<u>2021</u>	<u>2020</u>	<u>Gain/Loss</u>	<u>Percent</u>
Service hours	1,543.0	780.0	763	98%
Circulation	13,171	12,324	847	7%
Door count	22,966	13,674	9,292	68%
Programs	199	458	-259	-57%
Prog. Attendance	2,872	4,522	-1,650	-36%
Reference	3,358	3,457	-99	-3%
Hours of Computer Use	2,417	1,663	754	45%
WiFi sessions	2,468	3,081	-613	-20%
Library card registrations	109	59	50	85%

<u>WINTON</u>	<u>2021</u>	<u>2020</u>	<u>Gain/Loss</u>	<u>Percent</u>
Service hours	2,576.0	795.0	1,781	224%
Circulation	71,597	24,508	47,089	192%
Door count	43,142	9,240	33,902	367%
Programs	83	586	-503	-86%
Prog. Attendance	1,587	953	634	67%
Reference	3,825	4,731	-906	-19%
Hours of Computer Use	2,003	1,884	119	6%
WiFi sessions	5,553	3,805	1,748	46%
Library card registrations	349	276	73	26%